

**Day 1 31 May 2018**

**EVENT 101 Womens MC 100m Freestyle WPS**

**Multi-Disability by British Disability Points**

Place	Name	YoB	Club	Cat	Time	R.T.	BDPoints	50
1.	Alice Tai*	(99)	Gr Britain	8	1:04.55GBR	+0.74	1007	31.33
2.	Aurelie Rivard	(96)	Canada	10	1:00.14	+0.70	952	29.46
3.	Sophie Pascoe	(93)	New Zealand	10	1:00.53	+0.78	934	29.13
4.	Tully Kearney*	(97)	Gr Britain	5	1:18.60GBR	+0.89	927	37.34
5.	Bethany Firth*	(96)	Gr Britain	14	58.69	+0.76	895	28.36
6.	Naomi Maike Schnittger	(94)	Germany	12	1:01.06	+0.72	875	29.53
7.	Jessica-Jane Applegate	(96)	Gr Britain	14	59.40	+0.75	864	28.53
7.	Elodie Lorandi*	(89)	France	10	1:02.11	+0.73	864	29.89
9.	Claire Supiot	(68)	France	8	1:07.95	+0.94	863	33.32
9.	Grace Harvey*	(98)	Gr Britain	6	1:14.99	+0.96	863	-
11.	Lisa Kruger	(00)	Netherlands	10	1:02.34	+0.82	855	30.04
12.	Eleanor Robinson	(01)	Gr Britain	6	1:15.24	+0.44	854	36.08
13.	Toni Shaw	(03)	Gr Britain	9	1:04.57	+0.78	839	31.58
14.	Hannah Russell	(96)	Gr Britain	12	1:01.99	+0.69	836	29.66
15.	Zara Mullooly	(02)	Gr Britain	10	1:03.01GBR	+0.80	828	30.48
16.	Chantalle Zijderveld	(00)	Netherlands	10	1:03.03	+0.69	827	30.26
17.	Michelle Konkoly	(92)	USA	10	1:03.13	+0.80	823	30.72
18.	Shokhsan Toshpulatova	(97)	Uzbekistan	13	1:02.01	+0.83	820	30.14
19.	Ayano Tsujiuchi	(96)	Japan	13	1:02.18	+0.67	813	30.13
20.	Jessika Markkanen	(99)	Finland	8	1:09.73	+0.86	799	33.38
21.	Denise Grahl	(93)	Germany	7	1:13.46	+0.80	794	34.61
22.	Bianka Pap	(00)	Hungary	10	1:04.16	+0.72	784	30.93
23.	C Jeronimo De Araujo	(98)	Brazil	8	1:10.30	+0.89	779	32.82
24.	Airi Ike	(98)	Japan	10	1:04.36	+0.69	777	30.68
25.	Elena Krawzow	(93)	Germany	12	1:03.76	+0.79	768	31.13
26.	Stephanie Millward*	(81)	Gr Britain	9	1:06.62	+0.83	764	31.95
27.	Susannah Kaul	(99)	Estonia	10	1:04.97	+0.76	755	31.05
28.	Daniela Gimenez	(92)	Argentina	9	1:07.01	+0.66	751	31.79
28.	Anaëlle Roulet*	(96)	France	10	1:05.07	+0.72	751	30.94
30.	P Pereira Dos Santos	(77)	Brazil	4	1:35.62		750	46.59
31.	Ana Karolina Oliveira*	(00)	Brazil	14	1:02.64	+0.66	736	29.84
32.	Nicole Turner	(02)	Ireland	6	1:19.12	+0.67	734	38.21
33.	Keira Stephens	(03)	Australia	10	1:05.73	+0.77	729	30.86
33.	Verena Schott	(89)	Germany	6	1:19.32	+0.99	729	38.85
35.	Manon Vermarien	(97)	Netherlands	9	1:07.80	+0.71	725	32.74
36.	Chikako Ono	(94)	Japan	11	1:15.37	+0.76	709	36.05
37.	Sarah Louise Rung	(89)	Norway	5	1:25.98	+0.79	708	42.14
38.	Fotimakhon Amilova	(99)	Uzbekistan	13	1:05.22	+0.70	705	30.58
39.	Mikaela Jenkins	(03)	USA	10	1:06.56	+0.86	702	32.31
40.	Rosie Bancroft	(95)	Gr Britain	10	1:06.78	+0.89	695	32.71
41.	Lily Macleod	(01)	Gr Britain	13	1:06.34	+0.70	670	31.64
42.	Muslima Odilova	(98)	Uzbekistan	13	1:06.82	+0.78	655	31.15
43.	Zsofia Konkoly	(02)	Hungary	9	1:10.24	+0.97	652	33.66
44.	Bristow Grace	(01)	USA	10	1:08.26	+0.75	651	32.07
44.	Marlene Endrolath	(01)	Germany	13	1:06.96	+0.93	651	32.24
46.	Janina Breuer*	(98)	Germany	14	1:05.53	+0.74	643	31.48
47.	Elizabeth Slack	(96)	Australia	10	1:08.66	+0.91	640	32.89
47.	Coral Farrell	(01)	Gr Britain	10	1:08.63	+0.75	640	32.80
49.	Analuz Pellitero	(97)	Argentina	12	1:07.87	+0.75	637	32.83
50.	Elizabeth Smith	(96)	USA	9	1:10.84	+0.79	635	33.75
51.	Alyssia Crook	(98)	USA	9	1:11.06	+0.91	629	34.22
52.	Kasumi Fukui*	(99)	Japan	14	1:06.37	+0.76	619	31.32
53.	Hope Gordon	(94)	Gr Britain	9	1:11.75	+0.97	611	34.49
54.	Valentina Munoz	(01)	Chile	8	1:16.27	+0.64	610	35.72
55.	Beth Johnston	(01)	Gr Britain	10	1:09.97	+0.70	604	33.77
56.	Joana Maria Silva	(87)	Brazil	5	1:31.20		593	42.38
57.	Samantha Ryan	(99)	Canada	10	1:10.64	+0.84	587	33.38
58.	Gina Boettcher	(01)	Germany	4	1:43.93	+0.68	584	50.52
59.	Viktoriia Savtsova	(97)	Ukraine	6	1:25.77	+0.88	576	39.11
60.	Bethan Eckley	(00)	Gr Britain	10	1:11.37	+0.70	569	34.23
61.	Kiara Godoy Soto	(02)	Chile	9	1:13.52	+0.73	568	35.27
62.	Marte Heggertveit	(99)	Norway	9	1:14.01	+0.94	557	35.75
63.	Sakura Koike	(01)	Japan	7	1:23.09	+0.70	548	40.70
64.	Lucie Etienne*	(01)	France	9	1:14.44	+0.84	547	35.60
64.	Ailbhe Kelly	(98)	Ireland	8	1:19.10	+0.89	547	38.96
66.	Tomomi Ishiura	(88)	Japan	11	1:22.21	+0.87	546	36.70
66.	Raquel Viel	(83)	Brazil	12	1:11.45	+0.77	546	34.66
68.	Katie Crowhurst	(04)	Gr Britain	13	1:11.13	+0.75	543	33.31
69.	Nadia Baez	(89)	Argentina	11	1:22.65		537	38.83
70.	Amanda Palyo	(01)	USA	9	1:15.19	+0.87	531	35.67
71.	Anabel Moro	(79)	Argentina	12	1:12.19	+0.78	529	34.22
72.	Janina Falk*	(03)	Austria	14	1:10.00	+0.69	528	33.93
73.	Mikuni Utsugi	(03)	Japan	9	1:15.45	+0.65	526	35.31



**Day 1 31 May 2018**

**EVENT 101 Womens MC 100m Freestyle WPS**

**Multi-Disability by British Disability Points**

74.	Yan Ting Danielle Moi*	(99)	Singapore	14	1:10.54	+ 0.66	516	33.52
75.	Fanni Illes	(92)	Hungary	6	1:29.10		514	42.75
76.	Cleo Keijzer	(98)	Netherlands	8	1:21.08	+ 0.88	508	38.24
77.	Danielle Dorris	(02)	Canada	8	1:21.17	+ 0.94	506	36.97
78.	Mayumi Narita	(70)	Japan	6	1:29.83		502	42.41
79.	Rebecca Lewis	(03)	Gr Britain	10	1:14.52	+ 0.89	500	34.55
80.	Jasmin Beutler	(00)	Germany	6	1:30.04	+ 0.81	498	43.55
81.	Meri-Maari Makinen	(92)	Finland	7	1:25.96	+ 0.91	495	41.87
82.	Mila Greening*	(00)	USA	14	1:12.31	+ 0.93	479	34.38
83.	Renata Pinto	(99)	Portugal	9	1:18.76	+ 0.87	462	37.30
84.	Peggy Sonntag	(99)	Germany	5	1:41.20	+ 0.60	434	47.70
85.	Adela Mikova*	(91)	Czech Rep	14	1:15.36	+ 0.87	423	-
86.	Krystal Shaw*	(94)	Canada	7	1:31.43	+ 0.79	411	43.09
87.	Carmen Lim	(00)	Malaysia	8	1:27.92	+ 0.85	398	39.92
88.	Levana Hanson*	(00)	Gr Britain	8	1:29.48	+ 0.61	378	42.78
89.	Edenia Garcia	(87)	Brazil	3	2:04.99		374	1:01.89
90.	Rui Si Theresa Goh	(87)	Singapore	5	1:50.31		335	50.35
91.	Rebecca Franks	(97)	Gr Britain	9	1:33.97	+ 0.91	272	42.87
92.	Olga Sviderska	(89)	Ukraine	4	2:21.67		230	1:06.38
93.	Laura Castillo Hernand	(98)	Spain	5	3:41.55		41	1:51.32



**Day 1 31 May 2018**

**EVENT 102 Womens MC 100m Freestyle NAT**

**Multi-Disability by British Disability Points**

Place	Name	YoB	Club	Cat	Time	R.T.	BDPoints	50
1.	Harriet Dickinson	(97)	Gloucester	10	1:10.20Q	+ 0.92	598	34.12
2.	Ella Cooper-Holmes	(00)	Cockermouth	7	1:23.07Q	+ 0.88	549	39.67
3.	Hayley Milne	(99)	Grantham	7	1:23.18Q	+ 0.91	547	38.50
4.	Fern Ioannou	(03)	Wycombe Dist	14	1:09.59	+ 0.70	537	32.78
5.	Drew Stables	(02)	Cockermouth	10	1:13.37Q	+ 0.80	524	34.81
5.	Megan Neave	(03)	Co Derby	14	1:10.14	+ 0.91	524	33.11
7.	Seren Leconte	(04)	RCT Squad	9	1:16.16Q	+ 0.90	511	36.49
8.	Olivia Pickering	(00)	Gloucester	8	1:21.26Q	+ 0.88	504	38.36
9.	Georgia Howell	(02)	Littleh'pton	6	1:29.72Q	+ 0.79	503	42.14
10.	Charlotte Hyde	(02)	Camden Swiss	7	1:25.82Q	+ 0.95	498	41.48
11.	Leah O'Connell	(02)	Camden Swiss	7	1:26.86Q	+ 0.89	480	40.63
12.	Charli Vines	(98)	Harrogate	14	1:12.83	+ 0.97	468	34.71
13.	Rachel Tweedie	(98)	Marple	14	1:13.21	+ 0.88	461	35.03
14.	Fern Sneddon	(06)	RTW Monson	6	1:33.05Q	+ 0.77	451	43.21
15.	Maya Brisco	(00)	Staines	9	1:19.43	+ 0.91	450	38.24
16.	Cerys Venters-Scott	(02)	Carnegie	14	1:13.99	+ 0.86	447	-
17.	Eleanor Bamber	(96)	Man & NW Dis	10	1:17.59	+ 0.83	443	37.49
18.	Erin Swann	(01)	Bellshill	10	1:18.63	+ 0.91	426	37.31
19.	Abigail Daly	(05)	Devonport	14	1:16.59	+ 0.80	403	36.56
20.	Sallie Phillips	(99)	Gloucester	7	1:33.48	+ 0.57	385	45.57
21.	Aliya Bacakoglu	(04)	Bo Kirklees	10	1:21.58	+ 0.73	381	38.69
22.	Isla Howe	(02)	Nova Cent'n	7	1:33.85	+ 0.69	380	44.53
23.	Isabel Dean	(04)	Leic Peng	10	1:21.70	+ 0.82	379	38.53
24.	Catriona Chung	(96)	Leic Peng	8	1:29.78	+ 0.70	374	44.26
25.	Madeleine Harris	(03)	Elmbridge	9	1:25.20	+ 0.79	365	40.21
25.	Jordan Quinn	(01)	Putteridge	9	1:25.22	+ 0.95	365	41.41
27.	Laura Pilkington	(97)	Broxburn	6	1:40.62	+ 0.57	357	48.26
28.	Katherine Healey	(99)	Bletchley	12	1:22.59	+ 0.91	353	37.37
29.	Genevieve Hunter	(02)	Beachfield	8	1:31.62	+ 0.86	352	43.50
30.	Meghan Willis	(07)	Torfaen D	9	1:26.34	+ 0.72	351	40.59
31.	Rachael Partington	(05)	Co Manch Aq	10	1:25.18	+ 0.92	335	40.73
32.	Sarah Whitchurch	(86)	Guernsey	5	1:51.75	+ 0.80	322	51.61
33.	Miki Lin-Gao	(05)	Co Cambridge	8	1:35.84	+ 0.77	307	-
34.	Eva French	(07)	Nuneaton	10	1:30.53	+ 0.98	279	43.96
35.	Lauren Sanders	(86)	Warrington W	7	1:44.96	+ 0.70	272	48.25
36.	Scarlett Humphrey	(05)	Northampton	12	1:30.25	+ 0.82	271	42.73
37.	Eliza Humphrey	(05)	Northampton	12	1:31.07	+ 0.80	263	43.59
38.	Samantha Lewis	(92)	Satellite	9	1:35.36	+ 0.80	260	42.80
39.	Hollie Pinder	(02)	Donc Dartes	9	1:35.65	+ 0.83	258	45.74
40.	Charlotte McGuinness	(01)	Harrogate	6	1:52.95	+ 0.64	252	53.07
41.	Anna Binns	(88)	Orion	12	1:33.40	+ 0.74	244	42.15
42.	Elizabeth Foster	(04)	Havant & Wat	8	1:43.59	+ 0.83	243	-
43.	Sophie Woodward	(04)	Kimberley	3	2:41.99	+ 0.80	171	1:14.25
	Cerys Jones	(01)	Gr Britain	14	DNC			
	Porsha Jones	(02)	Shrewsbury	10	DQ 3			

**Day 1 31 May 2018**

**EVENT 103 Mens MC 100m Freestyle WPS**

**Multi-Disability by British Disability Points**

Place	Name	YoB	Club	Cat	Time	R.T.	BDPoints	50
1.	Thomas Hamer*	(98)	Gr Britain	14	53.53GBR	+0.65	998	26.15
2.	Jordan Catchpole*	(99)	Gr Britain	14	54.57	+0.70	942	26.82
3.	Nelson Crispin	(92)	Colombia	6	1:06.87	+0.73	901	31.89
4.	Daniel Dias	(88)	Brazil	5	1:10.81	+0.83	900	33.72
5.	Keichi Nakajima*	(98)	Japan	14	55.46	+0.69	897	26.01
6.	Tyler Ioannou*	(98)	Gr Britain	14	55.83	+0.65	879	26.65
6.	Carlos Serrano Zarate	(98)	Colombia	7	1:02.98	+0.64	879	-
8.	Uchu Tomita	(89)	Japan	11	58.83	+0.73	869	28.23
9.	Phelipe Rodrigues	(90)	Brazil	10	53.66	+0.68	851	26.66
9.	Maksym Krypak	(95)	Ukraine	10	53.67	+0.83	851	26.37
11.	Alex Rosser*	(96)	Gr Britain	14	57.25	+0.82	816	27.83
12.	Jack Milne*	(01)	Gr Britain	14	57.72	+0.74	796	27.91
13.	Stephen Clegg	(95)	Gr Britain	12	55.20	+0.72	784	26.09
14.	David Grachat	(87)	Portugal	9	59.05	+0.80	772	28.88
15.	Tobias Pollap	(86)	Germany	7	1:05.81	+0.84	770	32.00
16.	Jack Thomas*	(95)	Gr Britain	14	58.52	+0.71	764	27.28
17.	Liam Spence*	(00)	Gr Britain	14	58.74	+0.80	755	28.37
17.	Ruiter Silva	(92)	Brazil	9	59.49	+0.79	755	28.09
19.	Bas Takken	(99)	Netherlands	10	55.95	+0.73	751	26.86
20.	Leo Lahteenmaki*	(91)	Finland	9	59.77	+0.71	744	28.51
21.	David Smetanine*	(74)	France	4	1:31.06	+0.70	741	42.86
22.	Wei Soong Toh	(98)	Singapore	7	1:06.71	+0.72	740	31.46
23.	Darko Duric	(89)	Slovenia	4	1:31.20	+0.69	738	43.51
24.	Thijs Van Den End	(93)	Netherlands	9	1:00.30	+0.91	725	28.96
24.	Malte Braunschweig	(00)	Germany	9	1:00.29	+0.64	725	28.51
26.	Adam Ismael Wenham*	(97)	Norway	14	1:00.03	+0.70	707	29.13
27.	Fredrik Solberg	(01)	Norway	9	1:00.90	+0.73	704	29.72
28.	Gabriel Silva De Sousa	(95)	Brazil	8	1:02.78	+0.65	703	29.27
29.	Alex Portal	(02)	France	13	57.24	+0.72	701	27.91
30.	Josef Craig*	(97)	Gr Britain	8	1:03.16	+0.71	691	29.55
31.	Barry McClements	(01)	Ireland	9	1:01.44	+0.85	685	29.40
32.	Jonathan Booth*	(98)	Gr Britain	9	1:01.50	+0.75	683	29.33
33.	Oliver Hynd	(94)	Gr Britain	9	1:01.66	+0.82	678	29.60
34.	Italo Pereira	(95)	Brazil	7	1:08.71	+0.87	677	33.16
34.	Jacob Leach*	(00)	Gr Britain	9	1:01.70	+0.79	677	29.21
36.	E Tavares Dos Santos	(96)	Brazil	9	1:02.16	+0.79	662	28.93
37.	Jonathan Fox*	(91)	Gr Britain	8	1:04.09	+0.74	661	30.70
38.	Vladimir Hlavac*	(93)	Czech Rep	14	1:01.45	+0.75	659	29.19
39.	Oliver Carter	(00)	Gr Britain	10	58.65	+0.70	652	27.91
40.	David Gelfand	(98)	USA	9	1:02.56	+0.64	649	30.02
41.	Oludaisi Adefisan	(00)	Gr Britain	9	1:02.87	+0.81	640	29.72
42.	Zach Zona	(98)	Canada	8	1:04.88	+0.68	637	31.04
43.	Facundo Jose Arregui	(97)	Argentina	7	1:10.16	+0.63	636	33.92
44.	Felix-Ulli Fichtelmann	(01)	Germany	9	1:03.24	+0.72	628	30.61
45.	Genki Saito	(98)	Japan	13	59.53	+0.74	623	28.58
46.	Andreas Bjornstad	(97)	Norway	7	1:10.71	+0.71	621	34.98
47.	Benjamin Grainger	(03)	Gr Britain	10	59.96	+0.72	610	28.60
47.	Rogier Dorsman	(99)	Netherlands	12	1:00.01	+0.72	610	28.41
49.	Antti Antero Latikka	(90)	Finland	13	1:00.11	+0.68	605	28.71
50.	Thijs Van Hofweegen	(96)	Netherlands	6	1:17.05	+0.86	589	37.14
50.	Inaki Basiloff	(01)	Argentina	8	1:06.59	+0.91	589	32.42
52.	Kotaro Ogiwara	(02)	Japan	8	1:06.67	+0.67	587	30.76
52.	Justin Kaps	(01)	Germany	10	1:00.73	+0.78	587	29.89
54.	Garner Moss*	(92)	USA	14	1:04.10	+0.91	581	29.93
55.	Sven Schutte	(86)	Netherlands	9	1:05.14	+0.78	575	29.27
55.	Connor Gioffreda	(99)	USA	6	1:17.65	+0.69	575	36.61
57.	Daisuke Ejima	(86)	Japan	7	1:12.70	+0.86	571	34.07
58.	Jaxon Simmons	(00)	Gr Britain	13	1:01.38	+0.77	568	29.15
59.	Zhi Wei Wong	(02)	Singapore	13	1:01.93	+0.63	553	29.43
60.	Muhammad Zulkafly	(95)	Malaysia	5	1:23.46	+0.60	550	37.35
61.	Eng Kiong Benson Tan*	(91)	Singapore	14	1:05.39	+0.56	547	30.16
62.	A Rojas Cabrera*	(93)	Spain	6	1:19.38	+0.87	538	37.34
63.	Kyosuke Oyama	(87)	Japan	6	1:19.51	+0.88	536	-
64.	Enzo Verpiot	(01)	France	7	1:14.29	+0.87	535	35.85
65.	Sean O'Riordan	(99)	Ireland	13	1:02.70	+0.66	533	29.86
66.	Kaimar Kaldma	(86)	Estonia	12	1:03.01	+0.85	527	29.63
67.	Michael Schoenmaker*	(83)	Netherlands	4	1:42.82	+0.88	515	48.44
68.	Serhii Palamarchuk	(89)	Ukraine	2	2:13.44	+0.91	510	1:05.40
69.	James Scully	(93)	Ireland	5	1:26.42	+0.82	495	40.65
70.	Simon Prodanovic	(00)	Germany	7	1:16.32	+0.71	494	37.21
71.	Takayuki Suzuki	(87)	Japan	5	1:26.52	+0.88	493	40.86
72.	Islam Dokaev	(98)	Belgium	8	1:10.69	+0.67	492	32.62
73.	Szabolcs Marinov	(99)	Hungary	9	1:08.66	+0.83	491	32.61



**Day 1 31 May 2018**

**EVENT 103 Mens MC 100m Freestyle WPS**

**Multi-Disability by British Disability Points**

74. Chanwit Mongkolchai*	(01)	Thailand	14	1:07.82	+ 0.75	490	30.51
75. Hicham Boufekane	(98)	Canada	8	1:11.23	+ 0.94	481	33.46
76. Kylian Jacky S Lusiau	(00)	Belgium	8	1:11.37	+ 0.87	478	-
77. Liang Chou Han*	(96)	Singapore	14	1:08.59	+ 0.91	474	32.20
78. Chetan Giridhar Raut	(93)	India	10	1:07.78	+ 0.87	422	32.46
79. Anton Kol	(90)	Ukraine	1	3:02.34	+ 0.95	413	1:29.77
80. Joao Campos	(79)	Portugal	7	1:23.10	+ 0.73	382	38.39
81. Itzhak Mamistvalov	(79)	Israel	2	2:31.13	+ 0.82	351	1:08.85
82. Rimo Saha	(89)	India	10	1:12.33	+ 0.86	347	33.69
83. Eric Tobera	(93)	Brazil	5	1:43.58	+ 0.80	287	48.40
84. Satendra Singh	(87)	India	7	1:32.27	+ 0.97	279	42.96
85. Matthew Wylie	(96)	Gr Britain	10	1:18.43	+ 0.81	272	26.74
86. Manuel Martinez Martin	(97)	Spain	4	2:24.62	+ 0.86	185	1:08.26
87. Hennadii Boiko	(74)	Ukraine	3	2:58.30	+ 0.88	146	1:27.44
88. Joao Pinho	(92)	Portugal	5	2:12.93	+ 0.91	136	1:02.58
Susana Ribeiro		Brazil	4	1:46.79			
Florent Marais	(00)	France	10	DNC			
Ryan Crouch	(94)	Gr Britain	9	DQ			



**Day 1 31 May 2018**

**EVENT 104 Mens MC 100m Freestyle NAT**

**Multi-Disability by British Disability Points**

Place	Name	YoB	Club	Cat	Time	R.T.	BDPoints	50
1.	Dylan Broom	(02)	Torfaen D	14	56.12	+ 0.77	866	26.68
2.	Rhys Davies	(01)	Pembs Cty	14	56.24	+ 0.74	860	27.38
3.	George Kelman-Johns	(01)	Clayesmore	14	57.88	+ 0.77	789	27.07
4.	Louis Lawlor	(02)	Co Glasgow	14	57.95	+ 0.72	786	28.65
5.	James Edwards	(99)	Calne Alpha	14	1:00.20	+ 0.66	701	28.86
6.	Cameron Vearncombe	(02)	Newquay	14	1:02.44	+ 0.72	629	29.13
7.	Adam Roebuck	(00)	Caradon	14	1:02.77	+ 0.64	619	29.63
8.	Callum Pearson	(96)	Hastings	10	59.78Q	+ 0.67	616	28.93
9.	Matthew Redfern	(98)	Worcester	13	59.90Q	+ 0.72	611	29.05
9.	Leo McCrea	(03)	Bourmth Coll	6	1:16.11Q	+ 0.65	611	36.18
11.	William Perry	(00)	Mt Kelly	6	1:16.90Q	+ 0.67	592	36.06
12.	Jon Law	(97)	UniOfStirl	13	1:00.57Q	+ 0.66	591	28.99
13.	Adam Whyborne	(01)	Billingham	10	1:00.99Q	+ 0.76	580	29.80
14.	Owen Say	(01)	Bracknell	8	1:08.15Q	+ 0.74	550	32.35
15.	Joshua Fairchild	(98)	Co Coventry	14	1:05.36	+ 0.85	548	31.63
16.	Dominic Redpath	(02)	Portsmouth N	9	1:06.23Q	+ 0.85	547	31.80
17.	Owen Garsides	(01)	KingstonHull	14	1:05.43	+ 0.98	546	30.85
18.	Caleb Grace	(98)	Littleh'pton	14	1:05.60	+ 0.71	542	30.89
19.	Angus Leckonby	(02)	Scarborough	14	1:06.13	+ 0.73	529	31.16
20.	Evan Holt	(03)	Cockermouth	14	1:06.52	+ 0.71	520	31.72
21.	Tom Piggott	(02)	Oswestry Ott	10	1:03.47Q	+ 0.60	514	30.77
22.	Finlay Middleton	(00)	Mt Kelly	8	1:09.72Q	+ 0.72	513	-
23.	Conor Ballard	(02)	Leatherhead	10	1:03.60	+ 0.75	511	30.48
24.	Charlie Coulam	(03)	Bridlington	10	1:03.68	+ 0.79	509	30.34
25.	Kieran Williams	(04)	Newquay	10	1:05.30	+ 0.87	472	30.62
26.	Scott Hadley	(98)	Orion	8	1:12.72	+ 0.87	452	34.82
27.	Joseph Greaves	(03)	Littleh'pton	14	1:09.82	+ 0.75	449	32.09
27.	Matthew Clowes	(99)	Caradon	8	1:12.92	+ 0.76	449	34.58
27.	Zach Washington-Young	(90)	Co Liverpool	6	1:24.35	+ 0.76	449	37.58
30.	Ryan Potter	(03)	Blackpool Aq	14	1:09.88	+ 0.72	448	32.85
31.	Rhys Gill	(02)	Ythan	9	1:10.89	+ 0.83	446	32.71
32.	Roan Brennan	(06)	Basildon Ph	9	1:11.35	+ 0.79	437	33.55
33.	Reilly Shanahan	(00)	Shrewsbury	9	1:12.12	+ 0.82	423	34.14
34.	Peter Harper	(98)	Marlborough	14	1:11.85	+ 0.83	412	33.64
35.	Owen Woodrow	(01)	Co Norwich	8	1:15.31	+ 0.82	407	35.84
36.	Adam Donnachie	(00)	Eastkilbride	8	1:15.73	+ 0.66	400	36.92
37.	Luke Batty	(05)	Bolton Metro	9	1:14.10	+ 0.59	390	35.22
38.	Ethan Naisbitt	(03)	Pioneer 79	9	1:14.52	+ 0.74	384	35.73
39.	Benjamin Pope	(04)	Havant & Wat	8	1:17.17	+ 0.83	378	36.79
40.	Maximilian Tulloch	(05)	Chalfont	9	1:16.53	+ 0.69	354	35.60
41.	Jacob Chambers	(03)	Co Manch Aq	8	1:23.07	+ 0.72	303	40.18
42.	Harvey Phillips	(04)	Louth	4	2:03.33	+ 0.91	298	56.88
43.	Luke O'Dowd	(04)	South Dorset	13	1:17.10	+ 0.74	286	36.99
44.	Conor Freeman	(01)	Leic Peng	14	1:21.34	+ 0.68	284	37.34
45.	Nathaniel Costigan	(00)	Satellite	12	1:18.21	+ 0.86	275	36.01
46.	Kian Saville	(00)	Daventry	10	1:18.75	+ 0.90	269	36.03
47.	Levi Codling	(04)	Coalville	7	1:33.59	+ 0.85	267	43.89
48.	Callum Robertson	(04)	Co Cambridge	8	1:29.63	+ 0.97	241	39.30
49.	Sebastian Williams	(04)	Barnet Copt	6	1:44.69	+ 0.74	234	48.97
	Connor Boyfield	(98)	Boston	9	DNC			
	George Eldredge	(01)	Brompton	14	DQ			

**Day 1 31 May 2018**

**EVENT 105 Womens MC 100m Breaststroke WPS**

**Multi-Disability by British Disability Points**

Place	Name	YoB	Club	Cat	Time	R.T.	BDPoints	50
1.	Maisie Summers-Newton	(02)	Gr Britain	6	1:35.38	+0.64	986	43.92
2.	Fotimakhon Amilova	(99)	Uzbekistan	13	1:13.86	+0.68	943	34.56
3.	Sarah Louise Rung	(89)	Norway	4	1:46.33	+0.62	932	51.04
4.	Chantalle Zijderveld	(00)	Netherlands	9	1:17.74	+0.72	914	36.34
5.	Louise Fiddes	(01)	Gr Britain	14	1:15.82	+0.78	878	36.12
5.	Elena Krawzow	(93)	Germany	12	1:19.45	+0.70	878	38.01
7.	Liesette Bruinsma	(00)	Netherlands	11	1:27.56	+0.74	852	40.45
8.	Rebecca Redfern	(99)	Gr Britain	13	1:16.43	+0.72	851	35.75
9.	Eleanor Simmonds	(94)	Gr Britain	6	1:41.08	+0.71	828	48.56
9.	Sophia Herzog	(97)	USA	6	1:41.10	+0.47	828	47.44
11.	Ellen Keane	(95)	Ireland	8	1:23.75	+0.79	782	39.30
12.	Bethany Firth	(96)	Gr Britain	14	1:18.97	+0.76	777	36.73
13.	Keira Stephens	(03)	Australia	9	1:22.21	+0.77	773	38.51
14.	Daniela Gimenez	(92)	Argentina	9	1:22.30	+0.62	771	38.92
15.	Danielle Hartin	(02)	Gr Britain	14	1:19.78	+0.76	753	36.73
16.	Nadia Baez	(89)	Argentina	11	1:32.56	+0.92	721	44.69
17.	Verena Schott	(89)	Germany	5	1:45.10	+0.92	712	49.07
18.	Nicole Turner	(02)	Ireland	6	1:46.46	+0.72	709	50.41
19.	Tess Routliffe	(98)	Canada	7	1:39.49	+0.64	695	46.95
20.	Beatriz Carneiro	(98)	Brazil	14	1:22.10	+0.72	691	38.41
21.	Fanni Illes	(92)	Hungary	4	1:58.60	+0.86	671	56.12
22.	Danielle Kissler	(96)	Canada	6	1:48.50	+0.55	670	51.68
23.	Mikuni Utsugi	(03)	Japan	8	1:28.85	+0.64	655	42.17
24.	Grace Harvey	(98)	Gr Britain	6	1:52.37	+0.99	603	51.24
25.	Mayumi Narita	(70)	Japan	4	2:03.18	+0.71	599	58.53
26.	Elodie Lorandi	(89)	France	9	1:30.21	+0.80	585	42.02
27.	Toni Shaw	(03)	Gr Britain	9	1:30.52	+0.83	579	42.55
28.	Jessica-Jane Applegate	(96)	Gr Britain	14	1:27.30	+0.78	575	41.46
29.	Renata Pinto	(99)	Portugal	9	1:30.89	+0.98	572	43.02
30.	Marlene Endrolath	(01)	Germany	13	1:27.82	+0.83	561	42.01
31.	Janina Breuer	(98)	Germany	14	1:28.81	+0.71	546	41.40
32.	Yui Lam Chan	(03)	Hong Kong	14	1:29.08	+0.77	541	43.84
33.	Anabel Moro	(79)	Argentina	12	1:33.53	+0.85	538	45.75
34.	Thorey Magnusdottir	(99)	Iceland	14	1:30.60	+0.83	514	42.62
35.	Eleanor Robinson	(01)	Gr Britain	6	1:58.55	+0.61	513	56.05
36.	Isabella Blanchard	(02)	USA	9	1:34.49	+0.72	509	43.96
37.	Rui Si Theresa Goh	(87)	Singapore	4	2:10.10	+0.73	508	-
38.	Beth Johnston	(01)	Gr Britain	9	1:35.20	+0.84	498	45.25
39.	Shelby Newkirk	(96)	Canada	6	1:59.94	+0.93	496	56.35
40.	Chloe Davies	(98)	Gr Britain	14	1:31.87	+0.74	493	43.27
41.	Bristow Grace	(01)	USA	9	1:36.14	+0.76	483	44.33
42.	Anaëlle Roulet	(96)	France	9	1:36.25	+0.75	482	45.99
43.	Coral Farrell	(01)	Gr Britain	9	1:36.41	+0.77	479	46.08
44.	Kasumi Fukui	(99)	Japan	14	1:32.97	+0.83	476	43.90
45.	Ho Ying Cheung	(03)	Hong Kong	14	1:33.04	+0.65	475	44.61
46.	Stephanie Millward	(81)	Gr Britain	8	1:40.35	+0.86	454	46.98
47.	Janina Falk	(03)	Austria	14	1:34.73	+0.81	450	45.01
48.	Sui Kei Cheong	(02)	Hong Kong	14	1:35.65	+0.83	437	45.64
49.	Peggy Sonntag	(99)	Germany	5	2:03.98	+0.65	433	58.79
50.	Alice Tai	(99)	Gr Britain	8	1:42.52	+0.79	426	43.99
51.	Jessika Markkanen	(99)	Finland	8	1:44.80	+0.74	399	51.11
52.	Tully Kearney	(97)	Gr Britain	4	2:23.50GBR	+0.92	379	1:07.16
53.	Danielle Dorris	(02)	Canada	8	1:46.89	+0.92	376	49.37
54.	Katie Crowhurst	(04)	Gr Britain	13	1:40.60	+0.83	373	47.98
55.	Ailbhe Kelly	(98)	Ireland	7	2:03.25	+0.80	365	58.70
56.	Meri-Maari Makinen	(92)	Finland	7	2:03.98	+0.88	359	1:00.02
57.	Lucie Etienne	(01)	France	9	1:46.44	+0.85	356	50.60
58.	Elizabeth Slack	(96)	Australia	9	1:46.62	+0.96	354	48.79
59.	Sarah Mehain	(95)	Canada	8	1:50.28	+0.70	342	50.15
60.	Carmen Lim	(00)	Malaysia	8	1:50.55	+0.84	340	52.58
61.	Jasmin Beutler	(00)	Germany	6	2:16.43	+0.84	337	1:03.08
62.	Adela Mikova*	(91)	Czech Rep	14	1:44.48	+0.94	335	48.55
63.	Bethan Eckley	(00)	Gr Britain	9	1:50.27	+0.81	320	51.53
64.	Levana Hanson*	(00)	Gr Britain	7	2:34.44	+0.62	185	1:13.19
65.	Marte Heggertveit	(99)	Norway	8	2:21.65	+0.92	161	1:08.11
	Michelle Konkoly	(92)	USA	9	DNC			
	Laura Castillo Hernand	(98)	Spain	4	DNF			
	Ana Karolina Oliveira*	(00)	Brazil	14	DQ			
	Sakura Koike	(01)	Japan	6	DQ			
	Viktorii Savtsova	(97)	Ukraine	6	DQ			

**Day 1 31 May 2018**

**EVENT 107 Mens MC 100m Breaststroke WPS**

**Multi-Disability by British Disability Points**

Place	Name	YoB	Club	Cat	Time	R.T.B	DPoints	50
1.	Scott Quin	(90)	Gr Britain	14	1:06.83	+0.75	977	31.50
2.	Nelson Crispin	(92)	Colombia	6	1:19.80	+0.74	959	36.96
3.	Carlos Serrano Zarate	(98)	Colombia	7	1:14.40	+0.67	925	35.42
4.	Dai Tokairin	(99)	Japan	14	1:08.35	+0.71	913	32.80
5.	Conner Morrison	(97)	Gr Britain	14	1:08.74	+0.64	898	31.71
6.	Marc Evers	(91)	Netherlands	14	1:09.84	+0.80	856	32.61
7.	Wa Kit Choi	(98)	Hong Kong	14	1:10.13	+0.72	846	33.57
8.	Adam Ismael Wenham	(97)	Norway	14	1:10.19	+0.80	843	33.40
9.	Yasuhiro Tanaka	(89)	Japan	14	1:10.42	+0.73	835	34.27
10.	Robert Isak Jonsson	(01)	Iceland	14	1:11.13	+0.62	810	33.42
11.	Taiga Hayashida	(89)	Japan	14	1:11.68	+0.70	792	34.31
12.	Elian Araya	(91)	Argentina	14	1:12.81	+0.69	756	33.99
13.	Tyler Ioannou	(98)	Gr Britain	14	1:13.45	+0.66	736	34.78
14.	Long Tin Chan	(01)	Hong Kong	14	1:13.62	+0.79	731	35.90
15.	Joseph Seage	(99)	Gr Britain	14	1:13.74	+0.83	727	33.92
16.	Roberto Rodriguez	(92)	Brazil	5	1:40.62	+0.63	717	47.04
17.	Mohd Abdullah	(99)	Malaysia	14	1:14.20	+0.62	714	34.13
18.	Keichi Nakajima	(98)	Japan	14	1:14.29	+0.69	711	33.87
19.	Tim Van Duuren	(98)	Netherlands	8	1:15.17	+0.61	708	34.82
20.	Jack Milne	(01)	Gr Britain	14	1:14.49	+0.72	706	35.13
21.	Ka Chun Hui	(01)	Hong Kong	14	1:15.21	+0.80	685	35.85
22.	Andreas Bjornstad	(97)	Norway	6	1:29.35	+0.89	683	43.26
23.	Vicente Almonacid Heyl	(00)	Chile	8	1:16.15	+0.68	681	36.58
24.	James Leroux	(98)	Canada	9	1:12.95	+0.68	675	33.05
25.	Vladimir Hlavac	(93)	Czech Rep	14	1:16.01	+0.75	664	35.55
26.	Chung Wei Yoong	(95)	Malaysia	14	1:16.47	+0.77	652	35.54
27.	Simon Boer	(95)	Netherlands	7	1:23.95	+0.53	644	40.00
28.	Rogier Dorsman	(99)	Netherlands	12	1:14.47	+0.69	636	35.18
29.	Tamas Toth	(92)	Hungary	9	1:14.58	+0.77	632	35.50
30.	Jordan Catchpole	(99)	Gr Britain	14	1:17.53	+0.69	626	36.20
31.	Ruan Lima De Souza	(92)	Brazil	9	1:15.08	+0.70	619	34.22
32.	Tomotaro Nakamura	(84)	Japan	6	1:33.55	+0.81	595	43.60
33.	Yannick Vandeput	(94)	Belgium	14	1:19.69	+0.74	576	36.33
34.	Roderick Sewell	(92)	USA	6	1:35.19	+0.78	565	-
35.	Liam Spence*	(00)	Gr Britain	14	1:20.67	+0.79	555	37.86
36.	Tom Meixelsberger	(01)	Germany	8	1:21.62	+0.70	553	37.65
37.	Jack Thomas*	(95)	Gr Britain	14	1:21.13	+0.77	546	36.09
38.	Julien Viot	(99)	France	5	1:50.75	+0.72	537	51.97
38.	Benjamin Grainger	(03)	Gr Britain	9	1:18.74	+0.86	537	36.55
40.	Satoru Miyazaki	(92)	Japan	14	1:21.87	+0.76	531	38.72
41.	Liang Chou Han*	(96)	Singapore	14	1:22.14	+0.90	526	39.44
42.	Fredrik Solberg	(01)	Norway	9	1:19.58	+0.68	520	36.45
43.	David Gelfand	(98)	USA	8	1:23.42	+0.64	518	39.94
44.	Leo Lahteenmaki*	(91)	Finland	9	1:19.96	+0.73	513	37.33
45.	Hon Yin Wong	(01)	Hong Kong	14	1:23.10	+0.77	508	38.55
46.	Jacob Leach*	(00)	Gr Britain	8	1:24.53	+0.78	498	40.10
47.	Joao Campos	(79)	Portugal	7	1:32.18	+0.81	486	43.04
48.	Chayapol Rengkuankwai	(04)	Thailand	14	1:24.45	+0.85	484	39.79
49.	James Tien Yu Wong	(94)	Malaysia	8	1:25.40	+0.64	483	39.55
50.	David Grachat	(87)	Portugal	9	1:21.60	+0.79	482	38.70
51.	Arthur Ferrier	(95)	France	7	1:32.53	+0.90	481	44.14
52.	Eslam Mohamed Ali	(88)	Egypt	4	1:58.70	+0.72	469	54.72
53.	Thijs Van Hofweegen	(96)	Netherlands	6	1:41.37	+0.90	468	49.37
54.	Agustin Orellana	(96)	Argentina	8	1:26.39	+0.77	466	40.62
55.	Anas Zul Amirul Sidi	(00)	Malaysia	14	1:25.98	+0.72	459	39.04
56.	Patrick Flanagan	(97)	Ireland	5	1:56.80	+0.72	458	55.45
57.	Felix-Ulli Fichtelmann	(01)	Germany	8	1:27.89	+0.80	443	41.48
58.	Chanwit Mongkolchai	(01)	Thailand	14	1:28.12	+0.73	426	41.23
59.	Maksym Krypak	(95)	Ukraine	9	1:25.21	+0.86	424	38.66
60.	Pipo Carlomagno	(93)	Argentina	7	1:36.68	+0.77	421	46.49
61.	Murray Conor	(98)	Ireland	8	1:29.92	+0.69	413	42.53
62.	Michael Schoenmaker	(83)	Netherlands	4	2:04.45	+0.79	407	57.78
63.	Jaxon Simmons	(00)	Gr Britain	13	1:26.67	+0.73	394	39.81
64.	Aaron Hird	(99)	Gr Britain	9	1:28.00	+0.69	385	40.73
65.	Garner Moss	(92)	USA	14	1:31.58	+0.96	379	42.98
66.	Zhi Wei Wong	(02)	Singapore	13	1:27.89	+0.66	378	41.79
67.	Zhi Weng Zadrion Chan	(02)	Malaysia	14	1:34.08	+0.79	350	42.86
68.	Simon Prodanovic	(00)	Germany	7	1:43.22	+0.72	346	48.99
69.	Matthew Wylie	(96)	Gr Britain	9	1:31.77	+0.83	339	42.73
70.	Islam Dokaev	(98)	Belgium	7	1:44.68	+0.72	332	45.22
71.	Jirachot Chuvong	(00)	Thailand	14	1:35.90	+0.77	330	45.28
72.	Justin Kaps	(01)	Germany	9	1:32.76	+0.76	328	44.19
73.	Eric Tobera	(93)	Brazil	4	2:16.13	+0.79	311	1:02.54



Funding Partner



Official Partner



Official Timekeeper



Suppliers



Endorsed Product



Host City and Venue








**Day 1 31 May 2018**

**EVENT 107 Mens MC 100m Breaststroke WPS**

**Multi-Disability by British Disability Points**

74. Daniel Videira	(92)	Portugal	5	2:14.17	+ 0.73	302	1:06.78
75. Yoav Valinsky	(88)	Israel	6	1:57.49	+ 0.78	300	55.78
76. Anderson Anak Jamba	(87)	Malaysia	4	2:18.44	+ 0.86	296	1:05.78
77. Amilcar Guerra	(95)	Argentina	8	1:41.12	+ 0.87	291	47.80
78. Manuel Martinez Martin	(97)	Spain	4	2:19.59	+ 0.77	288	1:05.08
79. Daisuke Ejima	(86)	Japan	7	1:52.69	+ 0.90	266	53.15
80. Chetan Giridhar Raut	(93)	India	9	1:39.86	+ 0.87	263	47.26
81. Jonathan Fox*	(91)	Gr Britain	8	1:45.93	+ 0.76	253	49.70
82. Ricardo Soares	(99)	Portugal	7	1:55.35	+ 0.78	248	55.45
83. Josef Craig*	(97)	Gr Britain	8	1:52.58	+ 0.89	210	55.40
84. F Salinas Martinez	(82)	Spain	4	2:36.74	+ 0.77	204	1:16.55
85. Rimo Saha	(89)	India	9	1:51.24	+ 0.64	190	50.18
86. Wei Soong Toh	(98)	Singapore	6	2:17.56	+ 0.96	187	1:02.38
87. Mohammad Shaikh	(86)	India	4	2:46.26	+ 0.72	170	1:09.97
88. Satendra Singh	(87)	India	7	2:13.07	+ 0.65	161	1:02.26
89. Zsolt Vereczkei	(77)	Hungary	5	2:47.51	+ 0.82	155	1:20.02
90. Jonathan Booth	(98)	Gr Britain	8	2:14.70	+ 0.85	123	1:07.49
Gabriel Silva De Sousa	(95)	Brazil	8	DNC			
Florent Marais	(00)	France	9	DNC			
Joao Pinho	(92)	Portugal	5	DQ			
A Rojas Cabrera	(93)	Spain	6	DQ			
Jonathan McGrath	(93)	Ireland	7	DQ			
Jagdish Chandra Teli	(84)	India	9	DQ			
Moises Fuentes Garcia	(74)	Colombia	4	DQ			
Bence Ivan	(00)	Hungary	6	DQ			
Malte Braunschweig	(00)	Germany	9	DQ			
Alex Portal	(02)	France	13	DQ			




**Day 1 31 May 2018**

**EVENT 106 Womens MC 100m Breaststroke NAT Reworked**

**Multi-Disability by British Disability Points**

Place	Name	YoB	Club	Cat	Time	R.T.BDPoints	50
1.	Brock Whiston	(96)	Bark & Dagen	9	1:17.97	906	36.03
2.	Georgia Howell	(02)	Littleh'pton	6	1:50.19	639	52.31
3.	Aliya Bacakoglu	(04)	Bo Kirklees	9	1:34.88	+ 0.75 503	44.49
4.	Megan Neave	(03)	Co Derby	14	1:32.99	+ 0.77 476	42.82
5.	Charlotte Hyde	(02)	Camden Swiss	6	2:05.40	+ 0.77 434	-
6.	Ella Cooper-Holmes	(00)	Cockermouth	6	2:08.04	407	1:00.67
7.	Harriet Dickinson	(97)	Gloucester	9	1:44.06	381	48.57
8.	Leah O'Connell	(02)	Camden Swiss	7	2:03.06	367	-
9.	Scarlett Humphrey	(05)	Northampton	12	1:46.66	+ 0.83 363	50.83
9.	Charli Vines	(98)	Harrogate	14	1:41.73	+ 0.78 363	48.47
11.	Eleanor Bamber	(96)	Man & NW Dis	9	1:46.90	351	50.74
12.	Fern Ioannou	(03)	Wycombe Dist	14	1:43.56	+ 0.78 344	48.55
13.	Alison Heasman	(70)	Black Lion	12	1:49.14	+ 0.91 339	52.14
14.	Charlotte McGuinness	(01)	Harrogate	6	2:18.08	+ 0.75 325	1:06.31
15.	Samantha Lewis	(92)	Satellite	8	1:53.06	317	53.26
16.	Lauren Sanders	(86)	Warrington W	6	2:22.12	+ 0.83 298	1:05.05
17.	Sallie Phillips	(99)	Gloucester	6	2:22.30	+ 0.83 297	1:03.81
18.	Eliza Humphrey	(05)	Northampton	12	1:54.81	+ 0.94 291	54.56
18.	Porsha Jones	(02)	Shrewsbury	9	1:53.78	+ 0.94 291	52.50
20.	Eva French	(07)	Nuneaton	9	1:55.64	+ 0.98 277	54.77
21.	Rachel Tweedie	(98)	Marple	14	1:51.53	+ 0.87 275	51.74
22.	Ellie Spokes	(03)	Northampton	6	2:26.81	270	1:09.98
23.	Isabel Dean	(04)	Leic Peng	9	1:59.61	251	56.99
24.	Madeleine Harris	(03)	Elmbridge	8	2:05.83	+ 0.76 230	58.73
	Hayley Milne	(99)	Grantham	7	DQ		
	Fern Sneddon	(06)	RTW Monson	6	DQ		
	Sarah Whitchurch	(86)	Guernsey	4	DQ		
	Megan Short	(98)	UniOfStirl	7	DQ		
	Genevieve Hunter	(02)	Beachfield	7	DQ		



**Day 1 31 May 2018**

**EVENT 108 Mens MC 100m Breaststroke NAT**

**Multi-Disability by British Disability Points**

Place	Name	YoB	Club	Cat	Time	R.T.	BDPoints	50
1.	Gavin Roberts	(99)	Co Glasgow	14	1:12.20	+0.81	775	32.81
2.	Rhys Davies	(01)	Pembs Cty	14	1:16.76	+0.77	645	36.20
3.	Matthew Harding	(99)	Wirral Metro	5	1:45.13	+0.58	628	48.04
4.	George Kelman-Johns	(01)	Clayesmore	14	1:18.68	+0.85	599	36.71
5.	Lewis Beagrie	(03)	Hamilton	9	1:18.56	+0.78	541	37.44
6.	Cameron Vearncombe	(02)	Newquay	14	1:21.62	+0.77	536	36.22
7.	James Edwards	(99)	Calne Alpha	14	1:22.92	+0.82	511	39.30
8.	Callum Pearson	(96)	Hastings	9	1:22.35	+0.74	469	39.05
9.	Owen Garsides	(01)	KingstonHull	14	1:26.63	+0.99	448	39.90
10.	Robin Surgeoner	(63)	Orion	5	1:58.44	+0.70	439	52.21
11.	Leo McCrea	(03)	Bourmth Coll	6	1:44.35	+0.68	429	49.12
12.	Evan Holt	(03)	Cockermouth	14	1:28.52	+0.72	420	42.08
13.	Angus Leckonby	(02)	Scarborough	14	1:28.98	+0.79	414	40.93
14.	William Perry	(00)	Mt Kelly	6	1:46.57	+0.69	402	49.06
15.	Ryan Potter	(03)	Blackpool Aq	14	1:31.52	+0.76	380	43.33
16.	Caleb Grace	(98)	Littleh'pton	14	1:31.81	+0.73	377	42.42
17.	Joshua Fairchild	(98)	Co Coventry	14	1:31.89	+0.83	376	43.16
18.	Owen Say	(01)	Bracknell	7	1:44.20	+0.77	336	47.90
19.	George Eldredge	(01)	Brompton	14	1:35.45	+0.83	335	44.05
20.	Scott Hadley	(98)	Orion	7	1:44.95	+0.91	329	48.69
21.	Joseph Greaves	(03)	Littleh'pton	14	1:37.03	+0.81	319	43.90
22.	Dominic Redpath	(02)	Portsmouth N	8	1:38.48	+0.92	315	45.74
23.	Mark Snelling	(95)	Harrogate	14	1:38.21	+0.92	308	47.79
24.	Nathaniel Costigan	(00)	Satellite	12	1:36.10	+0.87	296	44.83
25.	Matthew Davies	(04)	Durrington	9	1:36.09	+0.87	295	45.30
26.	Charlie Coulam	(03)	Bridlington	9	1:36.27	+0.82	294	45.97
27.	Conor Freeman	(01)	Leic Peng	14	1:43.06	+0.74	266	47.84
28.	William Whitehead	(05)	Rotherham Mo	8	1:44.21	+0.81	265	48.82
29.	Luke O'Dowd	(04)	South Dorset	13	1:39.84	+0.74	258	48.84
30.	Adam Donnachie	(00)	Eastkilbride	7	1:57.20	+0.69	236	53.86
31.	Maximilian Tulloch	(05)	Chalfont	8	1:49.26	+0.70	230	51.79
32.	Nima Ghavami	(01)	Northampton	7	1:59.67	+0.68	222	56.41
33.	Rhys Gill	(02)	Ythan	9	1:48.42	+0.93	205	49.16
34.	Kian Saville	(00)	Daventry	9	1:49.29	+0.95	201	51.43
35.	Owen Woodrow	(01)	Co Norwich	8	1:54.41	+0.84	200	52.54
	Zach Washington-Young	(90)	Co Liverpool	5	DNC			
	Connor Boyfield	(98)	Boston	9	DNC			
	Adam Roebuck	(00)	Caradon	14	DQ			



**Day 1 31 May 2018 Finals**

**EVENT 151 Womens MC 100m Freestyle PWS**

**Multi-Disability by British Disability Points**

Place	Name	YoB	Club	Cat	Time	R.T.	BDPoints	50
1.	Alice Tai	(99)	Gr Britain	8	1:03.66WR	+ 0.76	1050	30.92
2.	Aurelie Rivard	(96)	Canada	10	59.51	+ 0.71	982	29.05
3.	Tully Kearney	(97)	Gr Britain	5	1:17.27GBR	+ 0.94	976	37.14
4.	Sophie Pascoe	(93)	New Zealand	10	1:00.26	+ 0.81	946	29.13
5.	Naomi Maike Schnittger	(94)	Germany	12	1:00.29	+ 0.72	909	29.25
6.	Eleanor Robinson	(01)	Gr Britain	6	1:14.57	+ 0.55	877	36.02
7.	Ayano Tsujiuchi	(96)	Japan	13	1:00.66	+ 0.64	876	29.46
8.	Hannah Russell	(96)	Gr Britain	12	1:01.11	+ 0.67	873	29.33
9.	Shokhsan Toshpulatova	(97)	Uzbekistan	13	1:00.88	+ 0.78	866	29.61
10.	Elodie Lorandi*	(89)	France	10	1:02.12	+ 0.81	864	30.00
11.	Lisa Kruger	(00)	Netherlands	10	1:02.14	+ 0.85	863	30.21
12.	Claire Supiot	(68)	France	8	1:07.99	+ 0.86	862	33.20
13.	Bianka Pap	(00)	Hungary	10	1:02.52	+ 0.72	847	30.46
14.	Toni Shaw	(03)	Gr Britain	9	1:04.40 JR	+ 0.84	846	31.28
14.	Grace Harvey*	(98)	Gr Britain	6	1:15.48	+ 0.76	846	36.65
16.	Zara Mullooly	(02)	Gr Britain	10	1:02.63	+ 0.76	843	30.23
17.	Denise Grahl	(93)	Germany	7	1:12.58	+ 0.72	823	34.78
18.	Michelle Konkoly	(92)	USA	10	1:03.20	+ 0.77	820	30.19
19.	Chantalle Zijderveld	(00)	Netherlands	10	1:03.25	+ 0.72	818	30.68
20.	Elena Krawzow	(93)	Germany	12	1:02.82	+ 0.67	803	30.44
21.	C Jeronimo De Araujo	(98)	Brazil	8	1:09.98	+ 0.67	790	32.79
22.	Airi Ike	(98)	Japan	10	1:04.27	+ 0.66	780	30.33
23.	P Pereira Dos Santos	(77)	Brazil	4	1:34.54	+ 0.80	776	44.52
24.	Daniela Gimenez	(92)	Argentina	9	1:06.40	+ 0.64	771	31.78
25.	Susannah Kaul	(99)	Estonia	10	1:04.73	+ 0.74	763	31.08
26.	Anaelle Roulet*	(96)	France	10	1:04.99	+ 0.72	754	30.74
27.	Keira Stephens	(03)	Australia	10	1:05.72	+ 0.76	729	31.49
28.	Nicole Turner	(02)	Ireland	6	1:19.47	+ 0.67	725	37.79
29.	Stephanie Millward*	(81)	Gr Britain	9	1:07.81	+ 0.80	724	32.27
30.	Verena Schott	(89)	Germany	6	1:20.26	+ 0.98	704	39.30



**Day 1 31 May 2018 Finals**

**EVENT 152 FINAL OF EVENT 102 Womens MC 100m Freestyle NAT**

**Multi-Disability by British Disability Points**

Place	Name	YoB	Club	Cat	Time	R.T.	BDPoints	50
1.	Harriet Dickinson	(97)	Gloucester	10	1:09.84	+ 0.92	608	33.93
2.	Ella Cooper-Holmes	(00)	Cockermouth	7	1:22.14	+ 0.76	568	39.23
3.	Drew Stables	(02)	Cockermouth	10	1:12.24	+ 0.81	549	34.98
4.	Hayley Milne	(99)	Grantham	7	1:23.44	+ 0.55	541	38.86
5.	Georgia Howell	(02)	Littleh'pton	6	1:29.13	+ 0.84	514	42.67
6.	Seren Leconte	(04)	RCT Squad	9	1:16.13	+ 0.91	512	36.36
7.	Charlotte Hyde	(02)	Camden Swiss	7	1:25.69	+ 0.94	500	41.32
8.	Leah O'Connell	(02)	Camden Swiss	7	1:26.18	+ 0.90	491	40.89
9.	Olivia Pickering	(00)	Gloucester	8	1:22.24	+ 0.72	487	38.42
10.	Fern Sneddon	(06)	RTW Monson	6	1:34.85	+ 0.64	426	44.31



**Day 1 31 May 2018 Finals**

**EVENT 153 Mens MC 100m Freestyle PWS**

**Multi-Disability by British Disability Points**

Place	Name	YoB	Club	Cat	Time	R.T.	BDPoints	50
1.	Daniel Dias	(88)	Brazil	5	1:09.81	+ 0.86	940	33.64
2.	Nelson Crispin	(92)	Colombia	6	1:06.00	+ 0.73	937	32.11
3.	Phelipe Rodrigues	(90)	Brazil	10	52.00	+ 0.68	936	24.72
4.	Maksym Krypak	(95)	Ukraine	10	53.66	+ 0.88	851	26.23
5.	Uchu Tomita	(89)	Japan	11	59.47	+ 0.72	841	28.50
6.	Stephen Clegg	(95)	Gr Britain	12	54.62 GB	+ 0.71	809	26.03
7.	Tobias Pollap	(86)	Germany	7	1:05.29	+ 0.85	789	31.44
7.	Malte Braunschweig	(00)	Germany	9	58.63	+ 0.64	789	28.46
9.	David Grachat	(87)	Portugal	9	58.96	+ 0.78	775	28.78
10.	Bas Takken	(99)	Netherlands	10	55.43	+ 0.73	772	26.93
11.	Ruiter Silva	(92)	Brazil	9	59.10	+ 0.77	770	28.67
12.	Leo Lahteenmaki	(91)	Finland	9	59.48	+ 0.72	755	28.03
13.	David Smetanine	(74)	France	4	1:30.59	+ 0.64	753	42.98
14.	Thijs Van Den End	(93)	Netherlands	9	59.91	+ 0.92	739	28.64
15.	Alex Portal	(02)	France	13	56.29	+ 0.72	737	27.54
16.	Wei Soong Toh	(98)	Singapore	7	1:06.84	+ 0.81	735	31.59
17.	Darko Duric	(89)	Slovenia	4	1:31.98	+ 0.66	719	43.64
18.	Jonathan Booth	(98)	Gr Britain	9	1:00.77	+ 0.76	708	29.42
19.	Italo Pereira	(95)	Brazil	7	1:08.14	+ 0.76	694	32.60
20.	Barry McClements	(01)	Ireland	9	1:01.32	+ 0.83	689	29.46
21.	Josef Craig	(97)	Gr Britain	8	1:03.35	+ 0.74	684	29.93
21.	Jacob Leach	(00)	Gr Britain	9	1:01.48	+ 0.76	684	29.36
23.	Oliver Hynd	(94)	Gr Britain	9	1:01.78	+ 0.83	674	29.79
24.	David Gelfand	(98)	USA	9	1:01.88	+ 0.64	671	29.71
25.	Jonathan Fox*	(91)	Gr Britain	8	1:03.98	+ 0.79	664	30.55
26.	Fredrik Solberg	(01)	Norway	9	1:02.37	+ 0.70	655	29.80
27.	Oliver Carter	(00)	Gr Britain	10	58.78	+ 0.72	648	28.34
28.	Gabriel Silva De Sousa	(95)	Brazil	8	1:10.33	+ 0.70	500	33.22
29.	Carlos Serrano Zarate	(98)	Colombia	7	1:18.62	+ 0.78	452	38.88
	E Tavares Dos Santos	(96)	Brazil	9	DNC			



**Day 1 31 May 2018 Finals**

**EVENT 154 FINAL OF EVENT 104 Mens MC 100m Freestyle NAT**

**Multi-Disability by British Disability Points**

Place	Name	YoB	Club	Cat	Time	R.T.	BDPoints	50
1.	Leo McCrea	(03)	Bourmth Coll	6	1:15.14	+ 0.65	635	36.50
2.	Jon Law	(97)	UniOfStirl	13	59.80	+ 0.72	614	28.74
3.	William Perry	(00)	Mt Kelly	6	1:16.05	+ 0.64	612	35.78
4.	Callum Pearson	(96)	Hastings	10	1:00.52	+ 0.69	593	29.49
5.	Matthew Redfern	(98)	Worcester	13	1:00.62	+ 0.69	590	29.47
6.	Dominic Redpath	(02)	Portsmouth N	9	1:05.57	+ 0.88	564	31.82
7.	Adam Whyborne	(01)	Billingham	10	1:01.76	+ 0.81	558	30.24
8.	Owen Say	(01)	Bracknell	8	1:08.42	+ 0.80	543	32.63
9.	Tom Piggott	(00)	Oswestry Ott	10	1:02.97	+ 0.76	527	30.32
10.	Finlay Middleton	(02)	Mt Kelly	8	1:10.23	+ 0.78	502	32.56



**Day 1 31 May 2018 Finals**

**EVENT 155 Womens MC 100m Breaststroke PWS**

**Multi-Disability by British Disability Points**

Place	Name	YoB	Club	Cat	Time	R.T.	BDPoints	50
1.	Maisie Summers-Newton	(02)	Gr Britain	6	1:33.92WR	+ 0.62	1033	43.61
2.	Fotimakhon Amilova	(99)	Uzbekistan	13	1:12.47	+ 0.70	999	33.84
3.	Louise Fiddes	(01)	Gr Britain	14	1:13.09	+ 0.80	980	35.51
4.	Chantalle Zijderveld	(00)	Netherlands	9	1:16.58	+ 0.69	957	35.19
5.	Rebecca Redfern	(99)	Gr Britain	13	1:15.56	+ 0.66	881	35.54
6.	Elena Krawzow	(93)	Germany	12	1:19.74	+ 0.68	869	38.03
7.	Eleanor Simmonds	(94)	Gr Britain	6	1:41.02	+ 0.72	830	47.99
8.	Liesette Bruinsma	(00)	Netherlands	11	1:28.40	+ 0.74	828	40.95
9.	Sophia Herzog	(97)	USA	6	1:41.30	+ 0.62	823	47.59
10.	Tess Routliffe	(98)	Canada	7	1:34.59	+ 0.66	808	45.14
11.	Ellen Keane	(95)	Ireland	8	1:23.17	+ 0.79	798	38.77
12.	Bethany Firth*	(96)	Gr Britain	14	1:18.32	+ 0.77	796	36.27
13.	Daniela Gimenez	(92)	Argentina	9	1:22.86	+ 0.64	755	39.40
14.	Nicole Turner	(02)	Ireland	6	1:44.38	+ 0.76	752	49.72
15.	Danielle Hartin	(02)	Gr Britain	14	1:19.86	+ 0.74	751	37.25
16.	Verena Schott	(89)	Germany	5	1:44.22	+ 0.80	730	48.87
17.	Nadia Baez	(89)	Argentina	11	1:34.21	+ 0.88	684	43.34
18.	Beatriz Carneiro	(98)	Brazil	14	1:23.00	+ 0.76	669	38.59
19.	Danielle Kisser	(96)	Canada	6	1:48.83	+ 0.60	664	52.09
20.	Fanni Illes	(92)	Hungary	4	1:59.09	+ 0.88	663	56.49
21.	Mikuni Utsugi	(03)	Japan	8	1:29.11	+ 0.62	649	42.37
22.	Toni Shaw	(03)	Gr Britain	9	1:28.73JR	+ 0.83	615	41.39
23.	Marlene Endrolath	(01)	Germany	13	1:27.11	+ 0.80	575	41.55
	Renata Pinto	(99)	Portugal	9	DNC			
	Elodie Lorandi*	(89)	France	9	DNC			
	Grace Harvey*	(98)	Gr Britain	6	DNC			
	Mayumi Narita	(70)	Japan	4	DNC			
	Sarah Louise Rung	(89)	Norway	5	DNC			
	Keira Stephens	(03)	Australia	9	DQ			





**Day 1 31 May 2018 Finals**

**EVENT 156 FINAL OF EVENT 106 Womens MC 100m Breaststroke NAT**

**Multi-Disability by British Disability Points**

Place	Name	YoB	Club	Cat	Time		R.T.BDPoints	50
1.	Brock Whiston	(96)	Bark & Dagen	9	1:18.54	+ 0.93	887	36.35
2.	Georgia Howell	(02)	Littleh'pton	6	1:50.67	+ 0.80	631	51.89
3.	Megan Neave	(03)	Co Derby	14	1:30.99	+ 0.80	508	42.04
4.	Ella Cooper-Holmes	(00)	Cockermouth	6	2:06.41	+ 0.66	423	59.18
5.	Scarlett Humphrey	(05)	Northampton	12	1:41.95	+ 0.81	415	47.48
6.	Leah O'Connell	(02)	Camden Swiss	7	2:00.27	+ 0.89	393	56.63
7.	Harriet Dickinson	(97)	Gloucester	9	1:44.00	+ 0.92	382	49.06
8.	Charli Vines	(98)	Harrogate	14	1:44.86	+ 0.90	332	47.82
	Charlotte Hyde	(02)	Camden Swiss	6	DQ			
	Aliya Bacakoglu	(04)	Bo Kirklees	9	DQ			



**Day 1 31 May 2018 Finals**

**EVENT 157 Mens MC 100m Breaststroke PWS**

**Multi-Disability by British Disability Points**

Place	Name	YoB	Club	Cat	Time	R.T.	BDPoints	50
1.	Nelson Crispin	(92)	Colombia	6	1:18.96	+ 0.76	990	36.95
2.	Scott Quin	(90)	Gr Britain	14	1:07.00	+ 0.70	970	31.99
3.	Conner Morrison	(97)	Gr Britain	14	1:07.34	+ 0.64	955	31.31
4.	Dai Tokairin	(99)	Japan	14	1:07.47	+ 0.71	950	31.71
5.	Wa Kit Choi	(98)	Hong Kong	14	1:08.76	+ 0.84	897	32.47
5.	Yasuhiro Tanaka	(89)	Japan	14	1:08.77	+ 0.72	897	33.79
7.	Marc Evers	(91)	Netherlands	14	1:09.09	+ 0.81	884	32.75
8.	Adam Ismael Wenham*	(97)	Norway	14	1:09.99	+ 0.69	851	33.17
9.	Robert Isak Jonsson	(01)	Iceland	14	1:10.10	+ 0.65	847	32.71
10.	Taiga Hayashida	(89)	Japan	14	1:11.29	+ 0.72	805	33.84
11.	Tyler Ioannou*	(98)	Gr Britain	14	1:11.71	+ 0.63	791	34.13
12.	Jack Milne*	(01)	Gr Britain	14	1:12.55	+ 0.78	764	34.35
13.	Roberto Rodriguez	(92)	Brazil	5	1:38.79	+ 0.69	757	46.63
14.	Keichi Nakajima*	(98)	Japan	14	1:13.10	+ 0.68	747	33.64
15.	Ka Chun Hui	(01)	Hong Kong	14	1:13.29	+ 0.82	741	34.88
16.	Elian Araya	(91)	Argentina	14	1:13.65	+ 0.70	730	33.74
17.	Long Tin Chan	(01)	Hong Kong	14	1:13.69	+ 0.76	729	33.62
18.	Joseph Seage	(99)	Gr Britain	14	1:14.37	+ 0.80	709	34.52
19.	Andreas Bjornstad	(97)	Norway	6	1:28.42	+ 0.69	705	41.91
20.	Tim Van Duuren	(98)	Netherlands	8	1:15.32	+ 0.69	704	35.25
21.	Vicente Almonacid Heyl	(00)	Chile	8	1:15.33	+ 0.67	703	35.57
22.	James Leroux	(98)	Canada	9	1:12.32	+ 0.67	693	32.65
23.	Vladimir Hlavac*	(93)	Czech Rep	14	1:15.14	+ 0.77	687	35.28
24.	Simon Boer	(95)	Netherlands	7	1:23.39	+ 0.49	657	41.01
25.	Rogier Dorsman	(99)	Netherlands	12	1:14.29	+ 0.69	641	34.87
26.	Tamas Toth	(92)	Hungary	9	1:14.49	+ 0.74	634	35.10
	Mohd Abdullah	(99)	Malaysia	14	DNC			
	Chung Wei Yoong	(95)	Malaysia	14	DNC			
	Carlos Serrano Zarate	(98)	Colombia	7	DQ			



**Day 1 31 May 2018 Finals**

**EVENT 158 FINAL OF EVENT 108 Mens MC 100m Breaststroke NAT**

**Multi-Disability by British Disability Points**

Place	Name	YoB	Club	Cat	Time		R.T.BDPoints	50
1.	Gavin Roberts	(99)	Co Glasgow	14	1:11.84	+ 0.72	787	32.76
2.	George Kelman-Johns	(01)	Clayesmore	14	1:16.27	+ 0.79	657	35.28
3.	Rhys Davies	(01)	Pembs Cty	14	1:16.36	+ 0.75	655	35.84
4.	James Edwards	(99)	Calne Alpha	14	1:19.75	+ 0.80	575	38.77
5.	Cameron Vearncombe	(02)	Newquay	14	1:20.01	+ 0.80	569	35.46
6.	Lewis Beagrie	(03)	Hamilton	9	1:20.02	+ 0.80	512	37.04
7.	Owen Garsides	(01)	KingstonHull	14	1:24.37	+ 0.99	485	39.44
8.	Robin Surgeoner	(63)	Orion	5	1:57.38	+ 0.74	451	53.71
9.	Callum Pearson	(96)	Hastings	9	1:26.58	+ 0.72	404	40.63
	Matthew Harding	(99)	Wirral Metro	5	DQ			



Funding Partner



Official Partner



Official Timekeeper



Suppliers



Endorsed Product



Host City and Venue

Marketing Sheffield





**Day 1 31 May 2018 Finals**

**EVENT 159 Womens MC 50m Breaststroke PWS**

**Multi-Disability by British Disability Points**

Place	Name	YoB	Club	Cat	Time	R.T.	BDPoints
1.	P Pereira Dos Santos	(77)	Brazil	3	1:03.18	+ 0.75	631
2.	Olga Sviderska	(89)	Ukraine	3	1:28.64	+ 0.72	228
	Gina Boettcher	(01)	Germany	3	DQ		

**EVENT 161 FINAL OF EVENT 110 Womens MC 50m Breaststroke NAT**

**Multi-Disability by British Disability Points**

Place	Name	YoB	Club	Cat	Time	R.T.	BDPoints
1.	Ellie Challis	(04)	Colchester P	2	1:16.16	+ 0.83	663

**EVENT 162 Mens MC 50m Breaststroke PWS**

**Multi-Disability by British Disability Points**

Place	Name	YoB	Club	Cat	Time	R.T.	BDPoints
1.	Takayuki Suzuki	(87)	Japan	3	49.90	+ 0.80	864
2.	Curtis Lovejoy	(57)	USA	1	2:03.12	+ 0.75	389
Classification	David Smetanine*	(74)	France	3	1:08.71	+ 0.80	331



**Day 2 1 June 2018**

**EVENT 202 Womens MC 50m Freestyle NAT**

**Multi-Disability by British Disability Points**

Place	Name	YoB	Club	Cat	Time	R.T.	BDPoints
1.	Ella Cooper-Holmes	(00)	Cockermouth	7	38.71	+0.99	546
2.	Hayley Milne	(99)	Grantham	7	38.82	+0.82	541
3.	Leah O'Connell	(02)	Camden Swiss	7	38.86	+0.84	539
4.	Harriet Dickinson	(97)	Gloucester	10	33.65	+0.92	538
5.	Olivia Pickering	(00)	Gloucester	8	36.87	+0.84	524
6.	Drew Stables	(02)	Cockermouth	10	34.12	+0.82	516
7.	Fern Sneddon	(06)	RTW Monson	6	41.19	+0.82	513
8.	Georgia Howell	(02)	Littleh'pton	6	41.26	+0.76	510
9.	Seren Leconte	(04)	RCT Squad	9	35.82	+0.94	490
10.	Catriona Chung	(96)	Leic Peng	8	38.05	+0.76	477
11.	Maya Brisco	(00)	Staines	9	36.56	+0.88	460
12.	Porsha Jones	(02)	Shrewsbury	10	35.47	+0.75	459
13.	Eleanor Bamber	(96)	Man & NW Dis	10	35.88	+0.93	443
14.	Charlotte Hyde	(02)	Camden Swiss	7	41.85	+0.70	432
15.	Isla Howe	(02)	Nova Cent'n	7	41.90	+0.91	430
16.	Madeleine Harris	(03)	Elmbridge	9	37.43	+0.77	429
17.	Katherine Healey	(99)	Bletchley	12	35.95	+0.88	418
18.	Genevieve Hunter	(02)	Beachfield	8	39.82	+0.83	416
19.	Isabel Dean	(04)	Leic Peng	10	37.09	+0.84	401
20.	Erin Swann	(01)	Bellshill	10	37.16	+0.88	399
21.	Sallie Phillips	(99)	Gloucester	7	43.12	+0.85	395
22.	Meghan Willis	(07)	Torfaen D	9	39.67	+0.83	360
23.	Sarah Whitchurch	(86)	Guernsey	5	50.72	+0.70	354
24.	Jordan Quinn	(01)	Putteridge	9	40.29	+0.89	344
25.	Miki Lin-Gao	(05)	Co Cambridge	8	42.92	+0.78	332
26.	Laura Pilkington	(97)	Broxburn	6	47.67	+0.56	331
27.	Rachael Partington	(05)	Co Manch Aq	10	39.64	+0.99	329
28.	Megan Short	(98)	UniOfStirl	7	46.32	+0.65	318
29.	Anna Binns	(88)	Orion	12	40.24	+0.70	298
30.	Scarlett Humphrey	(05)	Northampton	12	40.51	+0.83	292
31.	Fabienne Andre	(96)	Mid Sussex	8	44.82	+0.89	291
32.	Eliza Humphrey	(05)	Northampton	12	40.87	+0.86	285
33.	Charlotte McGuinness	(01)	Harrogate	6	50.14	+0.68	284
34.	Samantha Lewis	(92)	Satellite	9	42.98	+0.92	283
35.	Eva French	(07)	Nuneaton	10	41.82	+0.65	280
36.	Hollie Pinder	(02)	Donc Dartes	9	43.36	+0.76	276
37.	Emily-Jane Surgeoner	(07)	Orion	9	43.59	+0.85	271
38.	Lauren Sanders	(86)	Warrington W	7	49.62	+0.70	259
39.	Ellie Spokes	(03)	Northampton	6	53.27	+0.74	237
40.	Elizabeth Foster	(04)	Havant & Wat	8	48.21	+0.72	234
41.	Sophie Woodward	(04)	Kimberley	3	1:13.53	+0.72	189

**Day 2 1 June 2018**

**EVENT 203 Mens MC 50m Freestyle PWS**

**Multi-Disability by British Disability Points**

Place	Name	YoB	Club	Cat	Time	R.T.	BDPoints
1.	Daniel Dias	(88)	Brazil	5	32.53	+0.80	946
2.	Phelipe Rodrigues	(90)	Brazil	10	23.92	+0.70	907
3.	Leo Lahteenmaki	(91)	Finland	9	26.52	+0.74	850
4.	Nelson Crispin	(92)	Colombia	6	30.29	+0.69	839
5.	Carlos Serrano Zarate	(98)	Colombia	7	29.41	+0.68	804
6.	Ruiter Silva	(92)	Brazil	9	27.07	+0.78	800
7.	Fredrik Solberg	(01)	Norway	9	27.20	+0.68	788
8.	Ryan Crouch	(94)	Gr Britain	9	27.24	+0.70	785
9.	Tobias Pollap	(86)	Germany	7	29.69	+0.83	781
10.	David Grachat	(87)	Portugal	9	27.31	+0.77	779
11.	David Smetanine	(74)	France	4	40.94	+0.92	770
12.	Gabriel Silva De Sousa	(95)	Brazil	8	27.75	+0.71	759
13.	Sven Schutte	(86)	Netherlands	9	27.72	+0.80	745
14.	Stephen Clegg	(95)	Gr Britain	12	25.51	+0.70	731
15.	Oludaisi Adehisan	(00)	Gr Britain	9	28.02	+0.80	721
15.	Alberto Abarza	(84)	Chile	2	56.48	+0.89	721
17.	Malte Braunschweig	(00)	Germany	9	28.07	+0.67	717
17.	Darko Duric	(89)	Slovenia	4	41.93	+0.71	717
19.	Bas Takken	(99)	Netherlands	10	25.89	+0.71	715
20.	Muhammad Zulkafly	(95)	Malaysia	5	35.79	+0.61	710
21.	Uchu Tomita	(89)	Japan	11	28.33	+0.74	709
22.	Tim Van Duuren	(98)	Netherlands	9	28.22	+0.67	706
23.	Thijs Van Hofweegen	(96)	Netherlands	6	32.22	+0.70	697
24.	James Hollis	(94)	Gr Britain	10	26.19	+0.66	691
25.	Florent Marais	(00)	France	10	26.44	+0.71	672
26.	E Tavares Dos Santos	(96)	Brazil	9	28.70	+0.79	671
26.	Kotaro Ogiwara	(02)	Japan	8	28.92	+0.68	671
28.	Barry McClements	(01)	Ireland	9	28.82	+0.85	662
28.	Andrew Mullen	(96)	Gr Britain	5	36.64	+0.93	662
30.	Matthew Wylie	(96)	Gr Britain	10	26.68	+0.87	654S0
30.	Jonathan Fox	(91)	Gr Britain	8	29.17	+0.75	654S0
32.	Josef Craig	(97)	Gr Britain	8	29.42	+0.74	637
33.	Felix-Ulli Fichtelmann	(01)	Germany	9	29.30	+0.73	630
34.	Amilcar Guerra	(95)	Argentina	9	29.55	+0.86	615
35.	Italo Pereira	(95)	Brazil	7	32.18	+0.89	613
36.	Tom Meixelsberger	(01)	Germany	9	29.65	+0.72	608
37.	Jaxon Simmons	(00)	Gr Britain	13	27.63	+0.71	591
38.	Oliver Carter	(00)	Gr Britain	10	27.62	+0.79	589
39.	Andras Szeni	(00)	Hungary	7	32.64	+0.80	588
40.	Chanwit Mongkolchai	(01)	Thailand	14	29.37	+0.83	584
41.	Benjamin Grainger	(03)	Gr Britain	10	27.96	+0.69	568
42.	Daisuke Ejima	(86)	Japan	7	33.20	+0.86	559
43.	Szabolcs Marinov	(99)	Hungary	9	30.54	+0.83	557
44.	Sean O'Riordan	(99)	Ireland	13	28.21	+0.65	556
45.	Justin Kaps	(01)	Germany	10	28.17	+0.78	555
46.	Facundo Jose Arregui	(97)	Argentina	7	33.41	+0.67	548
47.	Bence Ivan	(00)	Hungary	6	35.04	+0.67	542
48.	James Tien Yu Wong	(94)	Malaysia	8	31.18	+0.63	535
48.	Michael Schoenmaker	(83)	Netherlands	4	46.22	+0.92	535
50.	Jacob Leach	(00)	Gr Britain	9	31.07	+0.79	529
51.	James Scully	(93)	Ireland	5	39.62	+0.82	523
52.	Kyosuke Oyama	(87)	Japan	6	35.49	+0.84	521
53.	Kaimar Kaldma	(86)	Estonia	12	28.58	+0.87	520
54.	Hicham Boufekane	(98)	Canada	8	31.65	+0.90	512
55.	Simon Prodanovic	(00)	Germany	7	34.25	+0.70	509
56.	A Rojas Cabrera*	(93)	Spain	6	35.85	+0.89	506
57.	Islam Dokaev	(98)	Belgium	8	31.88	+0.68	500
58.	Joao Campos	(79)	Portugal	7	35.38	+0.91	461
59.	Kylian Jacky S Lusiau	(00)	Belgium	8	32.83	+0.89	458
60.	Agustin Orellana	(96)	Argentina	8	33.20	+0.77	443
61.	Alexander Goodman	(91)	Gr Britain	7	35.97	+0.77	439
62.	Julien Viot	(99)	France	6	37.74	+0.71	433
63.	Itzhak Mamistvalov	(79)	Israel	2	1:07.12	+0.92	429
64.	Eric Tobera	(93)	Brazil	5	43.55	+0.89	394
65.	Matz Topkin	(98)	Estonia	5	44.12	+0.96	379
66.	Tomotaro Nakamura	(84)	Japan	5	46.88	+0.95	316
67.	Curtis Lovejoy	(57)	USA	2	1:16.66	+0.94	288
68.	Satendra Singh	(87)	India	7	42.55	+0.84	265
69.	Roberto Rodriguez	(92)	Brazil	6	46.62	+0.71	230
70.	Mohammad Shaikh	(86)	India	5	52.29	+0.82	227
71.	Hennadii Boiko	(74)	Ukraine	3	1:07.17	+0.80	199
72.	Joao Pinho	(92)	Portugal	5	1:01.44	+0.76	140
	Pipo Carlomagno	(93)	Argentina	8	DQ		

**Day 2 1 June 2018**

**EVENT 201 Womens MC 50m Freestyle PWS**

Multi-Disability by British Disability Points		Disability Points					
Place	Name	YoB	Club	Cat	Time	R.T.	BDPoints
1.	Sophie Pascoe	(93)	New Zealand	10	28.23	+0.81	911
2.	Aurelie Rivard	(96)	Canada	10	28.33	+0.69	901
3.	Shokhsan Toshpulatova	(97)	Uzbekistan	13	28.44	+0.76	888
4.	C Jeronimo De Araujo	(98)	Brazil	8	31.04	+0.64	878
5.	Claire Supiot	(68)	France	8	31.15	+0.80	869
6.	Ayano Tsujiuchi	(96)	Japan	13	28.68	+0.65	866
7.	Denise Grahl	(93)	Germany	7	33.30	+0.74	857
8.	Hannah Russell	(96)	Gr Britain	12	28.34	+0.70	855
9.	Chantalle Zijderveld	(00)	Netherlands	10	28.94	+0.72	845
10.	Naomi Maike Schnittger	(94)	Germany	12	28.50	+0.72	840
11.	Elodie Lorandi	(89)	France	10	29.03	+0.71	838
12.	Elena Krawzow	(93)	Germany	12	28.55	+0.69	836
13.	Michelle Konkoly	(92)	USA	10	29.07	+0.82	834
14.	Eleanor Robinson	(01)	Gr Britain	6	35.16	+0.58	825
15.	Lisa Kruger	(00)	Netherlands	10	29.24	+0.83	820
16.	Zara Mullooly	(02)	Gr Britain	10	29.28	+0.81	816
17.	Daniela Gimenez	(92)	Argentina	9	30.29	+0.65	810
18.	Nigora Mirzokhidova	( )	Uzbekistan	12	28.88	+0.72	808
19.	P Pereira Dos Santos	(77)	Brazil	4	42.48		805
20.	Keira Stephens	(03)	Australia	10	29.65	+0.76	786
21.	Joana Maria Silva	(87)	Brazil	5	38.97	+0.59	780
22.	Muslima Odilova	(98)	Uzbekistan	13	29.71	+0.78	779
23.	Shelby Newkirk	(96)	Canada	7	34.53	+0.90	769
24.	Airi Ike	(98)	Japan	10	29.98	+0.69	760
24.	Susannah Kaul	(99)	Estonia	10	29.98	+0.76	760
26.	Isabella Blanchard	(02)	USA	9	31.00	+0.71	755
27.	Maisie Summers-Newton	(02)	Gr Britain	6	36.32	+0.66	748
28.	Fotimakhon Amilova	(99)	Uzbekistan	13	30.17	+0.72	744
29.	Jessika Markkanen	(99)	Finland	9	31.19	+0.77	742
30.	Rebecca Redfern	(99)	Gr Britain	13	30.31	+0.76	733S0
30.	Anaëlle Roulet	(96)	France	10	30.35	+0.70	733S0
32.	Stephanie Millward	(81)	Gr Britain	9	31.39	+0.82	728
33.	Tully Kearney	(97)	Gr Britain	5	39.91	+0.88	726
33.	Tomomi Ishiura	(88)	Japan	11	34.19	+0.83	726
35.	Lily Macleod	(01)	Gr Britain	13	30.84	+0.73	696
36.	Verena Schott	(89)	Germany	6	37.54	+0.92	678
37.	Manon Vermarien	(97)	Netherlands	9	32.34	+0.75	665
38.	Zsofia Konkoly	(02)	Hungary	9	32.42	+0.77	660
39.	Analiz Pellitero	(97)	Argentina	12	31.03	+0.74	651
40.	Marlene Endroloth	(01)	Germany	13	31.61	+0.83	647
41.	Bristow Grace	(01)	USA	10	31.72	+0.75	642
42.	Elizabeth Slack	(96)	Australia	10	31.76	+0.92	640
43.	Megan Richter	(00)	Gr Britain	8	34.64	+0.75	632
43.	Samantha Ryan	(99)	Canada	10	31.89	+0.81	632
45.	Coral Farrell	(01)	Gr Britain	10	31.90	+0.76	631
46.	Francisca Castro	(97)	Chile	10	31.95	+0.87	628
47.	Kiara Godoy Soto	(02)	Chile	9	33.17	+0.66	617
48.	Katie Crowhurst	(04)	Gr Britain	13	32.14	+0.76	615
49.	Alyssia Crook	(98)	USA	9	33.25	+0.86	612
49.	Hope Gordon	(94)	Gr Britain	9	33.25	+0.97	612
51.	Beth Johnston	(01)	Gr Britain	10	32.29	+0.85	609
52.	Mikuni Utsugi	(03)	Japan	9	33.46	+0.65	601
53.	Danielle Dorris	(02)	Canada	8	35.35	+0.92	594
54.	Bethan Eckley	(00)	Gr Britain	10	32.66	+0.85	588
54.	Anabel Moro	(79)	Argentina	12	32.10	+0.76	588
56.	Amanda Palyo	(01)	USA	9	33.71	+0.77	587
57.	Raquel Viel	(83)	Brazil	12	32.16	+0.80	585
58.	Lucie Etienne	(01)	France	9	34.07	+0.81	569
59.	Cleo Keijzer	(98)	Netherlands	8	36.50	+0.90	540
60.	Susana Ribeiro	(67)	Brazil	4	48.82	+0.92	530
61.	Valentina Munoz	(01)	Chile	8	36.80	+0.68	527
62.	Sakura Koike	(01)	Japan	7	39.39	+0.67	518
63.	Gina Boettcher	(01)	Germany	4	49.21	+0.70	517
64.	Mayumi Narita	(70)	Japan	6	41.20		512
65.	Jasmin Beutler	(00)	Germany	6	41.26	+0.78	510
66.	Carmen Lim	(00)	Malaysia	8	37.36	+0.82	503
67.	Renata Pinto	(99)	Portugal	9	36.12	+0.88	477
68.	Peggy Sonntag	(99)	Germany	5	46.54	+0.60	458
69.	Krystal Shaw	(94)	Canada	7	42.16		422
70.	Edenia Garcia	(87)	Brazil	3	56.76		411
71.	Levana Hanson	(00)	Gr Britain	8	41.41	+0.58	370
72.	Pin Xiu Yip	(92)	Singapore	2	1:17.25	+0.80	340
73.	Rebecca Franks	(97)	Gr Britain	9	42.66	+0.91	290
74.	Laura Castillo Hernand	(98)	Spain	4	2:05.24		31



**Day 2 1 June 2018**

**EVENT 204 Mens MC 50m Freestyle NAT**

**Multi-Disability by British Disability Points**

Place	Name	YoB	Club	Cat	Time	R.T.	BDPoints
1.	William Perry	(00)	Mt Kelly	6	33.71	+ 0.64	608
2.	Jon Law	(97)	UniOfStirl	13	27.42	+ 0.69	605
2.	Matthew Redfern	(98)	Worcester	13	27.43	+ 0.69	605
4.	Leo McCrea	(03)	Bourmth Coll	6	34.06	+ 0.65	590
5.	Kyle Hughes	(01)	Motherwell W	9	30.01	+ 0.84	587
6.	Callum Pearson	(96)	Hastings	10	28.01	+ 0.72	565
7.	Finlay Middleton	(02)	Mt Kelly	8	30.80	+ 0.72	555
8.	Adam Whyborne	(01)	Billingham	10	28.26	+ 0.75	550
9.	Charlie Coulam	(03)	Bridlington	10	28.47	+ 0.74	538
10.	Dominic Redpath	(02)	Portsmouth N	9	30.97	+ 0.87	534
11.	Owen Say	(01)	Bracknell	8	31.46	+ 0.81	521
12.	Matthew Harding	(99)	Wirral Metro	6	35.63	+ 0.64	515
13.	Zach Washington-Young	(90)	Co Liverpool	6	36.06	+ 0.74	497
14.	Tom Piggott	(00)	Oswestry Ott	10	29.48	+ 0.78	484
15.	Kieran Williams	(04)	Newquay	10	29.55	+ 0.88	481
16.	Rhys Gill	(02)	Ythan	9	32.09	+ 0.80	480
17.	Conor Ballard	(02)	Leatherhead	10	29.78	+ 0.74	470
18.	Roan Brennan	(06)	Basildon Ph	9	32.80	+ 0.79	449
19.	Scott Hadley	(98)	Orion	8	33.58	+ 0.93	428
20.	Maximilian Tulloch	(05)	Chalfont	9	33.68	+ 0.67	415
21.	Matthew Clowes	(99)	Caradon	8	34.00	+ 0.82	413
22.	Reilly Shanahan	(00)	Shrewsbury	9	33.79	+ 0.83	411
23.	Owen Woodrow	(01)	Co Norwich	8	34.48	+ 0.84	395
24.	Benjamin Pope	(04)	Havant & Wat	8	34.71	+ 0.81	388
25.	Luke Batty	(05)	Bolton Metro	9	34.62	+ 0.72	382
26.	Ethan Naisbitt	(03)	Pioneer 79	9	34.65	+ 0.80	381
27.	Adam Donnachie	(00)	Eastkilbride	8	35.33	+ 0.67	368
28.	Kian Saville	(00)	Daventry	10	33.71	+ 0.87	324
29.	Luke O'Dowd	(04)	South Dorset	13	33.78	+ 0.79	323
30.	Jacob Chambers	(03)	Co Manch Aq	8	37.15	+ 0.80	316
31.	Robin Surgeoner	(63)	Orion	6	42.40	+ 0.71	305
32.	Nathaniel Costigan	(00)	Satellite	12	35.01	+ 0.93	283
33.	Callum Robertson	(04)	Co Cambridge	8	39.68	+ 0.87	259
34.	Harvey Phillips	(04)	Louth	4	59.13	+ 0.94	255
35.	William Whitehead	(05)	Rotherham Mo	8	40.49	+ 0.77	244
36.	Sebastian Williams	(04)	Barnet Copt	6	45.79	+ 0.66	242
37.	Bruce Dee	(06)	Northampton	6	47.86	+ 0.80	212
	James Brown	(02)	Bilston	9	DNC		
	Connor Boyfield	(98)	Boston	9	DNC		



**Day 2 1 June 2018**

**EVENT 205 Womens MC 200m IM PWS**

**Multi-Disability by British Disability Points**

Place	Name	YoB	Club	Cat	Time	R.T	.BDPoints	50	100	150
1.	Fotimakhon Amilova	(99)	Uzbekistan	13	2:27.28	+0.70	927	31.58	1:12.48	1:53.64
2.	Maisie Summers-Newton	(02)	Gr Britain	6	3:05.53	+0.49	910	41.66	1:31.11	2:22.51
3.	Eleanor Simmonds	(94)	Gr Britain	6	3:07.28	+0.69	885	44.07	1:32.65	2:26.67
4.	Bianka Pap	(00)	Hungary	10	2:31.92	+0.76	867	33.48	1:11.06	1:56.79
5.	Liesette Bruinsma	(00)	Netherlands	11	2:55.07	+0.76	866	38.52	1:30.00	2:18.14
6.	Verena Schott	(89)	Germany	6	3:10.25	+0.79	844	44.01	1:29.77	2:28.10
7.	Bethany Firth	(96)	Gr Britain	14	2:27.12	+0.78	831	30.54	1:06.26	1:53.48
8.	Chantalle Zijderveld	(00)	Netherlands	10	2:34.46	+0.67	825	34.24	1:15.71	1:59.28
9.	Lisa Kruger	(00)	Netherlands	10	2:34.52	+0.81	824	33.63	1:12.64	1:59.27
10.	Grace Harvey	(98)	Gr Britain	6	3:12.04	+0.97	820	41.54	1:31.16	2:31.12
11.	Nicole Turner	(02)	Ireland	6	3:14.30	+0.72	792	41.11	1:33.60	2:30.13
12.	Toni Shaw	(03)	Gr Britain	9	2:39.84	+0.84	791	32.76	1:14.15	2:03.25
13.	Ellen Keane	(95)	Ireland	9	2:41.14	+0.80	772	34.63	1:18.16	2:04.12
14.	Louise Fiddes	(01)	Gr Britain	14	2:31.27	+0.82	765	32.38	1:15.21	1:56.33
15.	Nigora Mirzokhidova	( )	Uzbekistan	12	2:38.41	+0.68	764	33.70	1:13.58	2:02.71
16.	Tess Routliffe	(98)	Canada	7	3:04.28	+0.61	763	41.34	1:30.06	2:22.24
17.	Mikaela Jenkins	(03)	USA	10	2:38.61	+0.83	762	33.91	1:15.86	2:02.06
18.	Airi Ike	(98)	Japan	10	2:38.88	+0.68	758	31.69	1:13.53	2:02.53
19.	Sophia Herzog	(97)	USA	6	3:20.89	+0.54	717	45.63	1:37.59	2:32.58
20.	Daniela Gimenez	(92)	Argentina	9	2:45.40	+0.63	713	35.17	1:19.52	2:06.10
20.	Shokhsan Toshpulatova	(97)	Uzbekistan	13	2:40.73	+0.78	713	34.17	1:17.63	2:02.88
22.	Janina Breuer	(98)	Germany	14	2:37.11	+0.71	683	33.36	1:13.38	2:01.79
23.	Abby Kane	(03)	Gr Britain	13	2:43.54	+0.90	677	36.51	1:16.94	2:05.07
23.	Manon Vermarien	(97)	Netherlands	9	2:48.32	+0.76	677	36.64	1:20.39	2:11.42
25.	Sarah Louise Rung	(89)	Norway	6	3:24.93	+0.90	675	49.54	1:43.12	2:39.65
26.	Keira Stephens	(03)	Australia	10	2:45.95	+0.82	665	36.24	1:20.36	2:08.17
27.	Danielle Hartin	(02)	Gr Britain	14	2:39.33	+0.78	654	34.90	1:19.03	2:05.21
28.	Rebecca Redfern	(99)	Gr Britain	13	2:46.17	+0.75	645	35.36	1:19.84	2:03.63
29.	Yui Lam Chan	(03)	Hong Kong	14	2:40.28	+0.77	643	34.53	1:15.04	2:03.96
30.	Claire Supiot	(68)	France	8	3:02.26	+0.84	627	38.92	1:29.26	2:23.67
30.	Marlene Endrolath	(01)	Germany	13	2:47.79	+0.76	627	37.52	1:23.34	2:11.69
32.	Chikako Ono	(94)	Japan	11	3:15.32	+0.79	624	42.31	1:29.25	2:35.15
33.	Kasumi Fukui	(99)	Japan	14	2:42.80	+0.75	613	-	1:15.78	2:05.68
34.	Ho Ying Cheung	(03)	Hong Kong	14	2:45.34	+0.65	586	35.90	1:19.45	2:09.31
35.	Coral Farrell	(01)	Gr Britain	10	2:53.90	+0.75	578	37.43	1:21.30	2:13.71
36.	Beth Johnston	(01)	Gr Britain	10	2:54.56	+0.87	571	38.55	1:22.15	2:14.61
37.	Mikuni Utsugi	(03)	Japan	9	2:58.49	+0.64	568	39.58	1:25.53	2:16.21
38.	Katie Crowhurst	(04)	Gr Britain	13	2:55.03	+0.74	552	37.26	1:21.40	2:16.10
39.	Janina Falk	(03)	Austria	14	2:48.84	+0.99	550	35.01	1:18.16	2:11.11
40.	Danielle Dorris	(02)	Canada	8	3:11.65	+0.90	539	37.42	1:25.77	2:23.98
41.	Renata Pinto	(99)	Portugal	9	3:02.71	+0.99	529	42.00	1:29.31	2:19.19
42.	Peggy Sonntag	(99)	Germany	5	4:00.59	+0.57	519	53.13	1:56.86	3:05.12
43.	Sakura Koike	(01)	Japan	7	3:31.46	+0.76	505	-	-	-
44.	Nadia Baez	(89)	Argentina	11	3:30.15	+0.98	501	44.71	1:47.04	2:40.14
45.	Beatriz Carneiro	(98)	Brazil	14	2:54.61	+0.77	497	36.73	1:25.90	2:12.56
46.	Jessika Markkanen	(99)	Finland	9	3:07.63	+0.80	489	39.02	1:28.96	2:28.43
47.	Danielle Kisser	(96)	Canada	6	3:48.99	+0.60	484	58.62	1:54.64	2:55.51
48.	Amanda Palyo	(01)	USA	9	3:08.73	+0.54	480	38.93	1:20.96	2:26.19
49.	Meri-Maari Makinen	(92)	Finland	7	3:35.17	+0.86	479	49.03	1:43.73	2:49.70
50.	Tomomi Ishiura	(88)	Japan	11	3:34.21	+0.84	473	43.60	1:42.16	2:45.24
51.	Bethan Eckley	(00)	Gr Britain	10	3:07.06	+0.78	464	39.40	1:27.95	2:26.69
52.	Lucie Etienne	(01)	France	9	3:12.53	+0.78	452	43.82	1:31.57	2:30.36
53.	Yan Ting Danielle Moi	(99)	Singapore	14	3:00.91	+0.81	447	36.07	1:25.29	2:21.17
54.	Ailbhe Kelly	(98)	Ireland	8	3:24.22	+0.75	445	49.92	1:36.11	2:41.73
55.	Thorey MagnUSDottir	(99)	Iceland	14	3:02.89	+0.86	433	39.11	1:31.27	2:23.00
56.	Jasmin Beutler	(00)	Germany	6	4:03.00	+0.82	405	49.01	1:59.24	3:12.16
57.	Adela Mikova	(97)	Czech Rep	14	3:10.99	+0.83	380	39.27	1:32.47	2:28.73
58.	Rui Si Theresa Goh	(81)	Singapore	5	4:44.80	+0.83	313	1:12.51	2:28.83	3:42.57
59.	Levana Hanson	(00)	Gr Britain	8	4:04.41	+0.62	260	1:02.64	1:56.60	3:18.21
60.	Rebecca Franks	(97)	Gr Britain	9	3:55.79	+0.60	246	55.08	1:50.55	3:01.42
	Viktoriia Savtsova	(97)	Ukraine	6	DNC					
	Stephanie Millward	(81)	Gr Britain	8	DNC					
	Mayumi Narita	(70)	Japan	6	DNF					
	Rebecca Lewis	(03)	Gr Britain	10	DQ					
	Sui Kei Cheong	(02)	Hong Kong	14	DQ					
	Jessica-Jane Applegate	(96)	Gr Britain	14	DQ					
	Megan Richter	(00)	Gr Britain	8	DQ					



**Day 2 1 June 2018**

**EVENT 206 Womens MC 200m IM NAT**

**Multi-Disability by British Disability Points**

Place	Name	YoB	Club	Cat	Time	R.T.	BDPoints	50	100	150
1.	Brock Whiston	(96)	Bark & Dagen	10	2:39.43	+ 0.91	750	34.32	1:17.49	1:59.12
2.	Georgia Howell	(02)	Littleh'pton	6	3:39.40	+ 0.77	550	51.97	1:49.15	2:49.70
3.	Hayley Milne	(99)	Grantham	7	3:26.55	+ 0.87	542	45.79	1:37.91	2:39.48
4.	Megan Neave	(03)	Co Derby	14	2:52.90	+ 0.91	512	36.68	1:20.57	2:14.02
5.	Harriet Dickinson	(97)	Gloucester	10	3:02.69	+ 0.95	498	41.77	1:25.81	2:21.97
6.	Drew Stables	(02)	Cockermouth	10	3:08.61	+ 0.83	453	43.11	1:27.10	2:28.96
7.	Eleanor Bamber	(96)	Man & NW Dis	10	3:09.17	+ 0.89	449	39.87	1:28.19	2:26.44
8.	Fern Ioannou	(03)	Wycombe Dist	14	3:07.90	+ 0.66	399	43.48	1:31.43	2:28.60
9.	Rachel Tweedie	(98)	Marple	14	3:10.08	+ 0.73	385	43.50	1:30.45	2:30.27
10.	Charli Vines	(98)	Harrogate	14	3:14.25	+ 0.91	361	39.74	1:29.41	2:29.19
11.	Porsha Jones	(02)	Shrewsbury	10	3:30.17	+ 0.90	327	45.38	1:38.24	2:43.86
12.	Samantha Lewis	(92)	Satellite	9	3:34.97	+ 0.85	325	45.58	1:44.34	2:44.05
13.	Abigail Daly	(05)	Devonport	14	3:24.46	+ 0.87	309	45.53	1:33.01	2:43.69
14.	Isabel Dean	(04)	Leic Peng	10	3:37.92	+ 0.85	293	50.44	1:45.94	2:53.65
15.	Scarlett Humphrey	(05)	Northampton	12	3:39.77	+ 0.83	286	-	1:55.42	2:51.47
16.	Eliza Humphrey	(05)	Northampton	12	3:40.96	+ 0.99	281	-	1:47.77	2:52.81
17.	Ellie Spokes	(03)	Northampton	6	4:38.99	+ 0.50	267	1:06.99	2:18.34	3:36.81
18.	Erin Swann	(01)	Bellshill	10	3:45.32	+ 0.89	265	51.29	1:46.53	2:57.78
19.	Laura Pilkington	(97)	Broxburn	6	4:45.75	+ 0.52	249	1:15.64	2:19.52	3:54.16
20.	Eva French	(07)	Nuneaton	10	3:50.60	+ 0.99	248	-	-	-
21.	Charlotte McGuinness	(01)	Harrogate	6	4:47.55	+ 0.61	244	1:07.09	2:28.99	3:48.57
22.	Rachael Partington	(05)	Co Manch Aq	10	3:52.70	+ 0.89	241	57.27	1:51.35	3:06.70
23.	Hollie Pinder	(02)	Donc Dartes	9	4:01.34	+ 0.86	229	58.27	1:53.76	3:11.00
24.	Anna Binns	(88)	Orion	12	4:12.48	+ 0.60	188	50.96	2:01.04	3:23.91
	Cerys Jones	(01)	Gr Britain	14	DNC					
	Seren Leconte	(04)	RCT Squad	9	DNC					
	Leah O'Connell	(02)	Camden Swiss	7	DQ					
	Meghan Willis	(07)	Torfaen D	9	DQ					
	Sallie Phillips	(99)	Gloucester	7	DQ					
	Megan Short	(98)	UniOfStirl	7	DQ					
	Genevieve Hunter	(02)	Beachfield	8	DQ					
	Aliya Bacakoglu	(04)	Bo Kirklees	10	DQ					
	Charlotte Hyde	(02)	Camden Swiss	7	DQ					

**Day 2 1 June 2018**

**EVENT 207 Mens MC 200m IM PWS**

**Multi-Disability by British Disability Points**

Place	Name	YoB	Club	Cat	Time	R.T.	BDPoints	50	100	150
1.	Dai Tokairin	(99)	Japan	14	2:13.85	+0.74	894	27.69	1:03.28	1:42.68
2.	Marc Evers	(91)	Netherlands	14	2:14.85	+0.81	875	27.89	1:02.85	1:42.23
3.	Carlos Serrano Zarate	(98)	Colombia	7	2:40.02	+0.65	835	32.97	1:18.12	2:03.62
4.	Robert Isak Jonsson	(01)	Iceland	14	2:17.01	+0.63	834	28.07	1:05.94	1:45.61
5.	Wa Kit Choi	(98)	Hong Kong	14	2:17.86	+0.75	818	29.37	1:05.71	1:46.47
6.	Jordan Catchpole*	(99)	Gr Britain	14	2:18.00	+0.71	816	28.37	1:02.24	1:45.72
7.	Keichi Nakajima*	(98)	Japan	14	2:18.70	+0.69	804	27.00	1:01.08	1:45.36
8.	Tyler Ioannou*	(98)	Gr Britain	14	2:19.56	+0.67	789	28.70	1:05.36	1:46.70
9.	Bas Takken	(99)	Netherlands	10	2:17.45	+0.79	786	30.48	1:05.57	1:46.47
10.	Rogier Dorsman	(99)	Netherlands	12	2:22.55	+0.53	773	29.25	1:07.09	1:48.13
11.	Nelson Crispin	(92)	Colombia	6	2:52.99	+0.76	768	34.57	1:21.80	2:11.41
12.	Jack Milne*	(01)	Gr Britain	14	2:22.03	+0.74	748	29.18	1:06.91	1:48.96
13.	Maksym Krypak	(95)	Ukraine	10	2:20.22	+0.87	740	27.80	1:03.33	1:48.99
14.	David Gelfand	(98)	USA	9	2:28.73	+0.66	724	31.38	1:08.17	1:53.95
15.	David Grachat	(87)	Portugal	9	2:28.93	+0.78	721	32.44	1:13.37	1:56.69
16.	Scott Quin*	(90)	Gr Britain	14	2:23.87	+0.71	720	29.82	1:12.83	1:50.00
17.	Conner Morrison	(97)	Gr Britain	14	2:24.28	+0.65	714	30.73	1:08.97	1:49.76
18.	Taiga Hayashida	(89)	Japan	14	2:24.52	+0.78	710	31.55	1:13.25	1:51.22
19.	Tobias Pollap	(86)	Germany	7	2:49.08	+0.80	708	34.13	1:20.92	2:11.22
20.	Alex Portal	(02)	France	13	2:18.91	+0.68	707	29.00	1:04.52	1:47.14
21.	Wai Lok Tang	(97)	Hong Kong	14	2:25.01	+0.79	703	29.29	1:09.14	1:54.06
22.	Jacob Leach*	(00)	Gr Britain	9	2:30.56	+0.79	698	32.08	1:10.32	1:54.94
22.	Thijs Van Den End	(93)	Netherlands	9	2:30.57	+0.93	698	29.89	1:06.62	1:54.69
24.	Adam Ismael Wenham*	(97)	Norway	14	2:25.85	+0.69	691	30.68	-	1:50.98
25.	Alex Rosser*	(96)	Gr Britain	14	2:25.97	+0.85	689	29.54	1:09.42	1:52.76
26.	Liam Spence*	(00)	Gr Britain	14	2:26.22	+0.79	686	30.93	1:08.51	1:53.31
27.	Ruan Lima De Souza	(92)	Brazil	10	2:23.99	+0.67	684	30.90	1:08.45	1:49.98
28.	Joseph Seage	(99)	Gr Britain	14	2:26.54	+0.85	681	30.79	1:07.71	1:50.14
29.	Oliver Hynd	(94)	Gr Britain	9	2:32.03	+0.82	678	31.49	1:07.59	1:56.71
30.	Bence Ivan	(00)	Hungary	6	3:01.66	+0.68	663	39.50	1:29.58	2:18.21
31.	Simon Boer	(95)	Netherlands	8	2:41.60	+0.51	650	34.13	1:18.23	2:02.93
32.	Barry McClements	(01)	Ireland	9	2:34.90	+0.88	641	30.50	1:09.14	2:00.25
33.	Jack Thomas*	(95)	Gr Britain	14	2:30.86	+0.78	624	30.40	1:10.09	1:55.21
34.	Malte Braunschweig	(00)	Germany	9	2:36.43	+0.65	622	31.77	1:12.50	2:00.71
35.	Genki Saito	(98)	Japan	13	2:25.29	+0.72	618	30.48	1:04.89	1:52.89
36.	Oliver Carter	(00)	Gr Britain	10	2:29.74	+0.72	608	30.74	1:09.59	1:55.49
37.	Agustin Orellana	(96)	Argentina	8	2:46.52	+0.76	594	35.22	1:19.71	2:07.74
38.	Enzo Verpiot	(01)	France	7	2:59.44	+0.84	592	38.35	1:24.59	2:19.31
39.	Felix-Ulli Fichtelmann	(01)	Germany	9	2:39.89	+0.74	583	33.74	1:17.06	2:03.97
40.	Julien Viot	(99)	France	6	3:11.76	+0.91	564	42.01	1:31.36	2:31.25
41.	Connor Gioffreda	(99)	USA	6	3:11.85	+0.61	563	38.50	1:34.13	2:29.94
42.	Yoav Valinsky	(88)	Israel	6	3:12.92	+0.99	554	44.24	1:33.98	2:31.07
43.	Antti Antero Latikka	(90)	Finland	13	2:31.98	+0.69	540	30.42	1:06.56	1:54.65
44.	Garner Moss*	(92)	USA	14	2:38.72	+0.91	536	33.72	1:10.90	2:01.21
45.	Vicente Almonacid Heyl	(00)	Chile	8	2:52.47	+0.65	534	37.69	1:28.84	2:10.24
46.	Benjamin Grainger	(03)	Gr Britain	10	2:36.51	+0.71	532	34.58	1:15.87	2:01.54
47.	Justin Kaps	(01)	Germany	10	2:39.85	+0.72	499	34.32	1:17.34	2:05.95
48.	Jonathan McGrath	(93)	Ireland	8	2:56.53	+0.91	498	38.14	1:20.08	2:18.48
49.	Chayapol Rengkuanwai	(04)	Thailand	14	2:43.58	+0.89	490	36.07	1:19.10	2:06.62
50.	Roderick Sewell	(92)	USA	8	2:57.63	+0.67	489	36.88	1:25.42	2:18.25
51.	Sean O'Riordan	(99)	Ireland	13	2:37.85	+0.74	482	34.16	1:12.70	1:59.39
52.	Tom Meixelsberger	(01)	Germany	9	2:51.55	+0.69	472	36.01	1:21.27	2:08.39
53.	Patrick Flanagan	(97)	Ireland	6	3:25.09	+0.85	461	49.67	1:37.74	2:41.21
54.	Liang Chou Han*	(96)	Singapore	14	2:47.72	+0.91	454	33.63	1:22.28	2:09.94
55.	Simon Prodanovic	(00)	Germany	7	3:16.45	+0.68	451	44.78	1:32.25	2:35.48
56.	Zhi Wei Wong	(02)	Singapore	13	2:42.37	+0.50	443	31.00	1:12.92	2:02.91
57.	Murray Conor	(98)	Ireland	8	3:03.99	+0.65	440	37.04	1:28.39	2:16.79
58.	Arthur Ferrier	(95)	France	8	3:04.97	+0.84	433	44.14	1:32.43	2:21.26
59.	A Rojas Cabrera*	(93)	Spain	6	3:32.41	+0.91	415	40.05	1:32.40	2:46.58
60.	Chetan Giridhar Raut	(93)	India	10	2:53.18	+0.81	393	33.53	1:19.50	2:15.75
61.	Jirachot Chuvong*	(00)	Thailand	14	2:57.40	+0.57	384	39.14	1:21.37	2:18.37
62.	Joao Campos	(79)	Portugal	7	3:28.71	+0.99	376	45.51	1:42.50	2:43.11
63.	Jagdish Chandra Teli	(84)	India	9	3:40.81	+0.91	221	44.70	1:35.96	3:01.02
64.	Mohammad Shaikh	(86)	India	5	5:02.24	+0.74	174	54.43	2:17.14	-
	Anderson Anak Jamba*	(87)	Malaysia	5	DNC					
	Marco Pulheiro	(90)	Argentina	9	DNC					
	Kotaro Ogiwara	(02)	Japan	8	DNC					
	Islam Dokaev	(98)	Belgium	8	DQ					
	Kylian Jacky S Lusiau	(00)	Belgium	8	DQ					
	Alexander Goodman	(91)	Gr Britain	7	DQ					
	Hicham Boufekane	(98)	Canada	8	DQ					
	James Tien Yu Wong	(94)	Malaysia	8	DQ					
	Talisson Glock	(95)	Brazil	6	DQ					
	Pipo Carlomagno	(93)	Argentina	8	DQ					
	Florent Marais	(00)	France	10	DQ					



# BRITISH PARA SWIMMING INTERNATIONAL MEET 2018

PONDS FORGE, SHEFFIELD  
31 MAY – 3 JUNE



Day 2 1 June 2018

## EVENT 207 Mens MC 200m IM PWS

### Multi-Disability by British Disability Points

Ka Chun Hui	(01)	Hong Kong	14	DQ
Hon Yin Wong	(01)	Hong Kong	14	DQ
Tim Van Duuren	(98)	Netherlands	9	DQ
Long Tin Chan	(01)	Hong Kong	14	DQ



Funding Partner



Official Partner



Official Timekeeper



Suppliers



Endorsed Product



Host City and Venue

Marketing Sheffield




**Day 2 1 June 2018**

**EVENT 208 Mens MC 200m IM NAT**

**Multi-Disability by British Disability Points**

Place	Name	YoB	Club	Cat	Time	R.T.	BDPoints	50	100	150
1.	Rhys Davies	(01)	Pembs Cty	14	2:20.34	+0.73	776	29.99	1:03.55	1:46.89
2.	Dylan Broom	(02)	Torfaen D	14	2:20.95	+0.75	766	29.83	1:04.84	1:49.70
3.	George Kelman-Johns	(01)	Clayesmore	14	2:28.83	+0.78	650	30.20	1:07.09	1:53.29
4.	Louis Lawlor	(02)	Co Glasgow	14	2:29.58	+0.71	641	29.92	1:08.67	1:56.57
5.	James Edwards	(99)	Calne Alpha	14	2:31.85	+0.75	612	31.96	1:10.94	1:58.92
6.	Callum Pearson	(96)	Hastings	10	2:31.26	+0.62	590	31.47	1:11.01	1:56.81
7.	Matthew Redfern	(98)	Worcester	13	2:28.27	+0.70	581	30.90	1:08.43	1:52.14
8.	Adam Whyborne	(01)	Billingham	10	2:33.19	+0.77	568	30.32	1:11.05	1:58.40
9.	Cameron Vearncombe	(02)	Newquay	14	2:36.10	+0.72	564	31.32	1:14.21	1:59.67
10.	Evan Holt	(03)	Cockermouth	14	2:40.90	+0.68	515	35.92	1:18.08	2:04.75
11.	Jon Law	(97)	UniOfStirl	13	2:34.60	+0.70	513	31.00	1:12.22	1:59.39
12.	Adam Roebuck	(00)	Caradon	14	2:41.16	+0.68	512	32.24	1:16.43	2:05.99
13.	Leo McCrea	(03)	Bourmth Coll	6	3:18.61	+0.64	507	46.90	1:40.80	2:35.91
14.	Conor Ballard	(02)	Leatherhead	10	2:39.68	+0.77	501	31.79	1:12.59	2:02.71
14.	William Pery	(00)	Mt Kelly	6	3:19.47	+0.65	501	42.33	1:38.22	2:33.27
16.	Matthew Harding	(99)	Wirral Metro	6	3:22.03	+0.64	482	43.81	1:42.84	2:37.88
17.	Owen Garsides	(01)	KingstonHull	14	2:44.79	+0.90	479	34.83	1:16.79	2:07.08
18.	Joshua Fairchild	(98)	Co Coventry	14	2:46.37	+0.85	465	34.95	1:19.56	2:11.37
19.	Charlie Coulam	(03)	Bridlington	10	2:44.64	+0.75	457	35.01	1:16.30	2:09.06
20.	Scott Hadley	(98)	Orion	8	3:02.19	+0.88	453	37.20	1:22.58	2:20.77
21.	Angus Leckonby	(02)	Scarborough	14	2:47.98	+0.71	452	34.33	1:20.26	2:10.28
22.	Ryan Potter	(03)	Blackpool Aq	14	2:49.13	+0.72	443	38.95	1:20.26	2:11.04
23.	George Eldredge	(01)	Brompton	14	2:50.58	+0.80	432	34.97	1:18.53	2:14.37
24.	Caleb Grace	(98)	Littleh'pton	14	2:51.23	+0.77	427	32.82	1:18.45	2:12.15
25.	Adam Donnachie	(00)	Eastkilbride	8	3:14.71	+0.66	371	42.51	1:30.09	2:34.22
26.	Rhys Gill	(02)	Ythan	9	3:06.62	+0.92	366	39.59	1:26.51	2:26.83
27.	Luke Batty	(05)	Bolton Metro	9	3:06.97	+0.70	364	39.88	1:26.52	2:25.24
28.	Roan Brennan	(06)	Basildon Ph	9	3:07.42	+0.89	362	37.92	1:25.55	2:28.58
29.	Levi Codling	(04)	Coalville	7	3:32.20	+0.87	358	47.93	1:33.55	2:40.61
30.	Maximilian Tulloch	(05)	Chalfont	9	3:08.78	+0.69	354	41.80	1:29.14	2:26.97
31.	Liam Hardy	(03)	Co Manch Aq	14	3:05.97	+0.86	333	38.49	1:24.35	2:23.73
32.	Peter Harper	(98)	Marlborough	14	3:07.89	+0.83	323	38.23	1:23.46	2:27.44
33.	Balthazar Bradshaw	(06)	Chelsea&West	10	3:12.47	+0.84	286	39.69	1:28.62	2:33.43
34.	Sebastian Williams	(04)	Barnet Copt	6	4:04.69	+0.70	271	57.36	1:56.92	3:10.03
35.	Mark Snelling	(95)	Harrogate	14	3:19.32	+0.66	270	44.00	1:37.66	2:33.02
36.	Conor Freeman	(01)	Leic Peng	14	3:22.19	+0.69	259	50.07	1:39.70	2:38.96
37.	William Whitehead	(05)	Rotherham Mo	8	3:39.75	+0.71	258	46.65	-	2:51.19
38.	Jamie Markall	(03)	Orion	8	3:45.75	+0.87	238	53.32	1:51.49	2:57.50
39.	Ethan Naisbitt	(03)	Pioneer 79	9	3:48.81	+0.74	199	46.08	1:35.90	3:09.52
	Joshua Monaghan-Coombs	(98)	Bath Univ	9	DNC					
	Connor Boyfield	(98)	Boston	9	DNC					
	Owen Woodrow	(01)	Co Norwich	8	DQ					
	Jacob Chambers	(03)	Co Manch Aq	8	DQ					
	Bruce Dee	(06)	Northampton	6	DQ					
	Leo Johnson	(93)	Out To Swim	8	DQ					
	Reilly Shanahan	(00)	Shrewsbury	9	DQ					
	Tom Piggott	(00)	Oswestry Ott	10	DQ					
	Kyle Hughes	(01)	Motherwell W	9	DQ					
	Owen Say	(01)	Bracknell	8	DQ					
	Gavin Roberts	(99)	Co Glasgow	14	DQ					



**Day 2 1 June 2018 Finals**

**EVENT 251 Womens MC 50m Freestyle WPS**

**Multi-Disability by British Disability Points**

Place	Name	YoB	Club	Cat	Time	R.T.	BDPoints
1.	Sophie Pascoe	(93)	New Zealand	10	27.75	+ 0.81	959
2.	Aurelie Rivard	(96)	Canada	10	28.00	+ 0.74	934
3.	Hannah Russell	(96)	Gr Britain	12	27.74	+ 0.70	911
4.	Shokhsan Toshpulatova	(97)	Uzbekistan	13	28.24	+ 0.75	907
5.	Claire Supiot	(68)	France	8	30.77	+ 0.82	901
6.	Eleanor Robinson	(01)	Gr Britain	6	34.16GBR	+ 0.54	899
7.	Ayano Tsujiuchi	(96)	Japan	13	28.41	+ 0.64	891
8.	C Jeronimo De Araujo	(98)	Brazil	8	31.01	+ 0.64	881
9.	Denise Grahl	(93)	Germany	7	33.04	+ 0.69	878
10.	Chantalle Zijderveld	(00)	Netherlands	10	28.66	+ 0.67	870
11.	Naomi Maïke Schnittger	(94)	Germany	12	28.31	+ 0.73	857
12.	Elena Krawzow	(93)	Germany	12	28.35	+ 0.64	854
13.	Lisa Kruger	(00)	Netherlands	10	29.05	+ 0.86	836
14.	Michelle Konkoly	(92)	USA	10	29.09	+ 0.81	832
15.	Elodie Lorandi*	(89)	France	10	29.14	+ 0.77	828
16.	Zara Mullooly	(02)	Gr Britain	10	29.20GBR	+ 0.80	823
17.	Isabella Blanchard	(02)	USA	9	30.28	+ 0.69	811
18.	P Pereira Dos Santos	(77)	Brazil	4	42.52	+ 0.64	802
19.	Muslima Odilova	(98)	Uzbekistan	13	29.44	+ 0.74	800
20.	Daniela Gimenez	(92)	Argentina	9	30.47	+ 0.63	796
21.	Airi Ike	(98)	Japan	10	29.62	+ 0.70	788
22.	Susannah Kaul	(99)	Estonia	10	29.71	+ 0.74	781
23.	Shelby Newkirk*	(96)	Canada	7	34.41	+ 0.83	777
24.	Jessika Markkanen	(99)	Finland	9	30.80	+ 0.79	770
24.	Keira Stephens	(03)	Australia	10	29.85	+ 0.77	770
26.	Nigora Mirzokhidova	( )	Uzbekistan	12	29.42	+ 0.64	764
27.	Anaëlle Roulet*	(96)	France	10	30.22	+ 0.73	742
28.	Joana Maria Silva	(87)	Brazil	5	39.80	+ 0.85	732
	Fotimakhon Amilova	(99)	Uzbekistan	13	DNC		
	Maisie Summers-Newton	(02)	Gr Britain	6	DNC		



**Day 2 1 June 2018 Finals**

**EVENT 252 FINAL OF EVENT 202 Womens MC 50m Freestyle NAT**

Multi-Disability by British Disability Points						
Place	Name	YoB	Club	Cat	Time	R.T. BDPPoints
1.	Hayley Milne	(99)	Grantham	7	37.52	+ 0.54 599
2.	Ella Cooper-Holmes	(00)	Cockermouth	7	37.77	+ 0.83 587
3.	Harriet Dickinson	(97)	Gloucester	10	32.94	+ 0.91 573
4.	Olivia Pickering	(00)	Gloucester	8	36.15	+ 0.96 556
5.	Drew Stables	(02)	Cockermouth	10	33.69	+ 0.83 536
6.	Leah O'Connell	(02)	Camden Swiss	7	39.12	+ 0.84 529
7.	Georgia Howell	(02)	Littleh'pton	6	40.82	+ 0.76 527
8.	Seren Leconte	(04)	RCT Squad	9	35.79	+ 0.82 491
9.	Catrina Chung	(96)	Leic Peng	8	37.87	+ 0.79 483
10.	Fern Sneddon	(06)	RTW Monson	6	42.90	+ 0.80 454



**Day 2 1 June 2018 Finals**

**EVENT 253 Mens MC 50m Freestyle WPS**

Multi-Disability by British			Disability Points				
Place	Name	YoB	Club	Cat	Time	R.T	.BDPoints
1.	Daniel Dias	(88)	Brazil	5	31.90WR	+ 0.83	1003
2.	Phelipe Rodrigues	(90)	Brazil	10	23.70	+ 0.68	933
3.	Nelson Crispin	(92)	Colombia	6	29.47	+ 0.73	911
4.	Leo Lahteenmaki*	(91)	Finland	9	26.19	+ 0.69	883
5.	Carlos Serrano Zarate	(98)	Colombia	7	28.82	+ 0.65	854
6.	Tobias Pollap	(86)	Germany	7	29.14	+ 0.83	826
7.	Ruiter Silva	(92)	Brazil	9	26.84	+ 0.80	820
8.	Fredrik Solberg	(01)	Norway	9	26.95	+ 0.69	810
9.	Uchu Tomita	(89)	Japan	11	27.23	+ 0.67	799
10.	David Smetanine*	(74)	France	4	40.76	+ 0.79	781
11.	David Grachat	(87)	Portugal	9	27.33	+ 0.74	777
12.	Stephen Clegg	(95)	Gr Britain	12	25.13	+ 0.69	765
13.	Sven Schutte	(86)	Netherlands	9	27.48	+ 0.77	764
13.	Ryan Crouch	(94)	Gr Britain	9	27.48	+ 0.69	764
15.	Bas Takken	(99)	Netherlands	10	25.50	+ 0.74	749
16.	Malte Braunschweig	(00)	Germany	9	27.68	+ 0.68	748
16.	Thijs Van Hofweegen	(96)	Netherlands	6	31.47	+ 0.96	748
18.	Muhammad Zulkafly	(95)	Malaysia	5	35.42	+ 0.61	733
18.	Gabriel Silva De Sousa	(95)	Brazil	8	28.08	+ 0.64	733
20.	Oludaisi Adefisan	(00)	Gr Britain	9	27.89	+ 0.82	731
21.	Tim Van Duuren	(98)	Netherlands	9	27.93	+ 0.71	728
22.	Alberto Abarza	(84)	Chile	2	56.62	+ 0.69	715
23.	Darko Duric	(89)	Slovenia	4	42.10	+ 0.67	708
24.	E Tavares Dos Santos	(96)	Brazil	9	28.39	+ 0.79	693
25.	Matthew Wylie	(96)	Gr Britain	10	26.20	+ 0.80	690
26.	James Hollis*	(94)	Gr Britain	10	26.29	+ 0.68	683
27.	Andrew Mullen	(96)	Gr Britain	5	36.42	+ 0.90	674
28.	Florent Marais	(00)	France	10	26.62	+ 0.67	658
	Barry McClements	(01)	Ireland	9	DNC		
	Kotaro Ogiwara	(02)	Japan	8	DNC		





**Day 2 1 June 2018 Finals**

**EVENT 254 FINAL OF EVENT 204 Mens MC 50m Freestyle NAT**

Multi-Disability by British Disability Points						
Place	Name	YoB	Club	Cat	Time	R.T .BDPoints
1.	Jon Law	(97)	UniOfStirl	13	27.19	+ 0.70 621
2.	Matthew Redfern	(98)	Worcester	13	27.21	+ 0.70 619
3.	Leo McCrea	(03)	Bourmth Coll	6	33.71	+ 0.66 608
4.	Kyle Hughes	(01)	Motherwell W	9	29.79	+ 0.69 600
5.	William Perry	(00)	Mt Kelly	6	34.05	+ 0.64 590
6.	Callum Pearson	(96)	Hastings	10	27.98	+ 0.72 567
7.	Finlay Middleton	(02)	Mt Kelly	8	30.72	+ 0.70 559
8.	Charlie Coulam	(03)	Bridlington	10	28.27	+ 0.80 549
9.	Dominic Redpath	(02)	Portsmouth N	9	30.90	+ 0.84 537
10.	Adam Whyborne	(01)	Billingham	10	28.56	+ 0.86 533



**Day 2 1 June 2018 Finals**

**EVENT 255 Womens MC 200m IM WPS**

**Multi-Disability by British Disability Points**

Place	Name	YoB	Club	Cat	Time	R.T.	BDPoints	50	100	150
1.	Liesette Bruinsma	(00)	Netherlands	11	2:48.55	+0.80	971	37.17	1:25.21	2:11.72
2.	Fotimakhon Amilova	(99)	Uzbekistan	13	2:26.21	+0.69	963	31.73	1:11.76	1:52.99
3.	Eleanor Simmonds	(94)	Gr Britain	6	3:03.40	+0.67	942	43.02	1:30.89	2:24.25
4.	Maisie Summers-Newton	(02)	Gr Britain	6	3:03.79	+0.61	936	41.99	1:30.44	2:21.07
5.	Bianka Pap	(00)	Hungary	10	2:30.84	+0.74	886	32.94	1:09.29	1:55.30
6.	Bethany Firth	(96)	Gr Britain	14	2:25.43	+0.78	861	30.66	1:06.56	1:51.33
7.	Shokhsan Toshpulatova	(97)	Uzbekistan	13	2:32.22	+0.76	854	31.53	1:10.92	1:57.25
8.	Verena Schott	(89)	Germany	6	3:09.56	+0.99	853	42.20	1:29.22	2:27.04
9.	Chantalle Zijderveld	(00)	Netherlands	10	2:33.15	+0.69	846	32.58	1:14.33	1:57.55
10.	Lisa Kruger	(00)	Netherlands	10	2:33.50	+0.87	841	32.95	1:13.76	1:59.23
11.	Nicole Turner	(02)	Ireland	6	3:12.00	+0.68	821	40.84	1:33.77	2:29.58
12.	Toni Shaw	(03)	Gr Britain	9	2:37.88JR	+0.81	820	33.59	1:13.69	2:01.80
13.	Louise Fiddes	(01)	Gr Britain	14	2:27.84	+0.82	819	31.85	1:14.09	1:53.86
14.	Grace Harvey	(98)	Gr Britain	6	3:14.19	+0.97	793	42.14	1:31.35	2:32.27
15.	Tess Routliffe	(98)	Canada	7	3:02.83	+0.65	781	40.02	1:29.61	2:20.78
16.	Ajiri Ike	(98)	Japan	10	2:37.48	+0.70	778	31.78	1:13.80	2:01.10
17.	Ellen Keane	(95)	Ireland	9	2:41.03	+0.78	773	34.73	1:17.33	2:05.50
18.	Mikaela Jenkins	(03)	USA	10	2:38.04	+0.81	770	33.52	1:13.84	2:02.36
19.	Daniela Gimenez	(92)	Argentina	9	2:42.06	+0.65	759	35.43	1:19.48	2:04.65
20.	Sarah Louise Rung	(89)	Norway	6	3:18.59	+0.77	742	44.92	1:38.03	2:34.81
21.	Abby Kane	(03)	Gr Britain	13	2:40.52	+0.89	728	35.69	1:15.52	2:03.15
22.	Sophia Herzog	(97)	USA	6	3:21.28	+0.57	712	44.83	1:37.21	2:31.53
23.	Manon Vermarien	(97)	Netherlands	9	2:46.34	+0.78	701	35.68	1:18.96	2:10.01
24.	Janina Breuer	(98)	Germany	14	2:37.70	+0.68	675	33.84	1:14.18	2:03.06
25.	Marlene Endrolath	(01)	Germany	13	2:45.18	+0.77	668	35.83	1:20.51	2:08.55
26.	Keira Stephens	(03)	Australia	10	2:46.17	+0.79	663	34.69	1:19.08	2:07.55
27.	Rebecca Redfern	(99)	Gr Britain	13	2:46.32	+0.74	654	35.55	1:21.24	2:06.70
28.	Yui Lam Chan	(03)	Hong Kong	14	2:39.53	+0.70	652	33.26	1:14.87	2:02.67
29.	Nigora Mirzokhidova	( )	Uzbekistan	12	2:47.06	+0.69	651	34.15	1:16.67	2:08.88
30.	Danielle Hartin	(02)	Gr Britain	14	2:40.90	+0.77	636	35.04	1:18.88	2:04.90



**Day 2 1 June 2018 Finals**

**EVENT 256 FINAL OF EVENT 206 Womens MC 200m IM NAT**

**Multi-Disability by British Disability Points**

Place	Name	YoB	Club	Cat	Time	R.T.	BDPoints	50	100	150
1.	Brock Whiston	(96)	Bark & Dagen	10	2:39.91	+ 0.94	744	34.51	1:17.10	1:59.87
2.	Georgia Howell	(02)	Littleh'pton	6	3:39.15	+ 0.77	552	51.28	1:51.88	2:50.35
3.	Harriet Dickinson	(97)	Gloucester	10	3:03.24	+ 0.94	494	41.99	1:26.59	2:23.15
4.	Megan Neave	(03)	Co Derby	14	2:57.22	+ 0.82	475	36.49	1:19.20	2:17.46
5.	Eleanor Bamber	(96)	Man & NW Dis	10	3:07.11	+ 0.93	464	39.73	1:28.45	2:26.00
6.	Drew Stables	(02)	Cockermouth	10	3:08.46	+ 0.84	454	44.82	1:28.63	2:28.45
7.	Rachel Tweedie	(98)	Marple	14	3:11.74	+ 0.85	375	44.00	1:30.23	2:32.84
8.	Charli Vines	(98)	Harrogate	14	3:15.19	+ 0.92	356	40.12	1:30.93	2:31.13
	Hayley Milne	(99)	Grantham	7	DQ					
	Fern Ioannou	(03)	Wycombe Dist	14	DQ					



**Day 2 1 June 2018 Finals**

**EVENT 257 Mens MC 200m IM WPS**

**Multi-Disability by British Disability Points**

Place	Name	YoB	Club	Cat	Time	R.T.	BDPoints	50	100	150
1.	Carlos Serrano Zarate	(98)	Colombia	7	2:34.72	+ 0.59	924	32.36	1:15.59	1:58.65
2.	Dai Tokairin	(99)	Japan	14	2:12.84	+ 0.75	915	28.36	1:05.03	1:43.34
3.	Marc Evers	(91)	Netherlands	14	2:13.22	+ 0.78	907	28.37	1:03.01	1:42.60
4.	Keichi Nakajima*	(98)	Japan	14	2:13.95	+ 0.68	892	28.39	1:01.19	1:43.45
5.	Robert Isak Jonsson	(01)	Iceland	14	2:15.07	+ 0.63	870	27.84	1:03.83	1:43.07
6.	Wa Kit Choi	(98)	Hong Kong	14	2:17.42	+ 0.78	826	29.44	1:06.15	1:44.84
7.	Rogier Dorsman	(99)	Netherlands	12	2:20.41	+ 0.69	809	28.83	1:05.77	1:46.32
8.	Wai Lok Tang	(97)	Hong Kong	14	2:18.64	+ 0.83	805	28.20	1:05.41	1:48.92
9.	Bas Takken	(99)	Netherlands	10	2:17.80	+ 0.76	780	30.42	1:05.46	1:47.37
10.	Conner Morrison	(97)	Gr Britain	14	2:20.82	+ 0.66	768	29.47	1:08.04	1:47.48
11.	Scott Quin*	(90)	Gr Britain	14	2:20.91	+ 0.74	766	30.53	1:10.80	1:48.13
12.	Tyler Ioannou*	(98)	Gr Britain	14	2:22.70	+ 0.68	738	28.63	1:05.57	1:48.62
13.	Alex Portal	(02)	France	13	2:17.11	+ 0.69	735	28.41	1:04.75	1:46.06
13.	Jack Milne*	(01)	Gr Britain	14	2:22.86	+ 0.68	735	29.44	1:06.51	1:49.46
15.	Adam Ismael Wenham*	(97)	Norway	14	2:22.97	+ 0.74	734	30.82	1:10.66	1:52.27
16.	David Grachat	(87)	Portugal	9	2:28.15	+ 0.76	733	32.39	1:13.79	1:56.49
17.	Liam Spence*	(00)	Gr Britain	14	2:23.24	+ 0.83	730	31.07	1:08.50	1:51.53
18.	Thijs Van Den End	(93)	Netherlands	9	2:28.38	+ 0.90	729	30.33	1:07.00	1:53.52
19.	Jacob Leach*	(00)	Gr Britain	9	2:28.60	+ 0.75	726	31.53	1:08.43	1:54.04
19.	David Gelfand	(98)	USA	9	2:28.64	+ 0.65	726	31.79	1:08.70	1:54.65
21.	Joseph Seage	(99)	Gr Britain	14	2:23.62	+ 0.84	724	29.99	1:07.63	1:47.95
22.	Taiga Hayashida	(89)	Japan	14	2:23.72	+ 0.78	722	31.24	1:12.91	1:50.49
23.	Ruan Lima De Souza	(92)	Brazil	10	2:21.79	+ 0.66	716	30.84	1:09.38	1:49.35
24.	Alex Rosser*	(96)	Gr Britain	14	2:24.95	+ 0.92	704	29.28	1:07.51	1:51.11
25.	Bence Ivan	(00)	Hungary	6	3:00.91	+ 0.68	672	38.54	1:29.68	2:17.06
	Maksym Krypak	(95)	Ukraine	10	DNC					
	Oliver Hynd	(94)	Gr Britain	9	DNC					
	Tobias Pollap	(86)	Germany	7	DNC					
	Jordan Catchpole*	(99)	Gr Britain	14	DQ					
	Nelson Crispin	(92)	Colombia	6	DQ					



**Day 2 1 June 2018 Finals**

**EVENT 258 FINAL OF EVENT 208 Mens MC 200m IM NAT**

**Multi-Disability by British Disability Points**

Place	Name	YoB	Club	Cat	Time	R.T.	BDPoints	50	100	150
1.	Rhys Davies	(01)	Pembs Cty	14	2:18.62	+ 0.74	805	29.71	1:03.57	1:46.45
2.	Dylan Broom	(02)	Torfaen D	14	2:19.74	+ 0.79	786	30.08	1:05.53	1:49.48
3.	George Kelman-Johns	(01)	Clayesmore	14	2:28.40	+ 0.79	656	30.35	1:08.00	1:55.20
4.	Louis Lawlor	(02)	Co Glasgow	14	2:28.51	+ 0.70	655	30.84	1:09.21	1:55.13
5.	James Edwards	(99)	Calne Alpha	14	2:29.05	+ 0.75	647	31.56	1:09.63	1:55.66
6.	Cameron Vearncombe	(02)	Newquay	14	2:30.51	+ 0.82	629	31.26	1:10.74	1:56.04
7.	Matthew Redfern	(98)	Worcester	13	2:26.13	+ 0.69	607	30.96	1:08.83	1:51.90
8.	Callum Pearson	(96)	Hastings	10	2:34.69	+ 0.72	551	32.37	1:13.25	1:59.58
9.	Evan Holt	(03)	Cockermouth	14	2:44.54	+ 0.69	481	36.41	1:18.47	2:07.81
	Adam Whyborne	(01)	Billingham	10	DNC					



**Day 2 1 June 2018 Finals**

**EVENT 261 FINAL OF EVENT 210 Womens MC 150m IM NAT**

**Multi-Disability by British Disability Points**

Place	Name	YoB	Club	Cat	Time	R.T.	BDPoints	50	100
1.	Ellie Challis	(04)	Colchester P	4	3:58.53	+ 0.74	310	1:08.63	2:35.72

**EVENT 259 FINAL OF EVENT 209 Womens MC 150m IM WPS**

**Multi-Disability by British Disability Points**

Place	Name	YoB	Club	Cat	Time	R.T.	BDPoints	50	100
1.	Susana Ribeiro	(67)	Brazil	4	3:16.37	+ 0.79	556	1:03.88	2:22.18
2.	Gina Boettcher	(01)	Germany	4	3:31.17	+ 0.69	447	1:02.12	2:36.07
3.	Olga Sviderska	(89)	Ukraine	4	3:57.68	+ 0.74	313	-	2:54.53
	Laura Castillo Hernand	(98)	Spain	4	DNF				

**EVENT 262 FINAL OF EVENT 211 Mens MC 150m IM WPS**

**Multi-Disability by British Disability Points**

Place	Name	YoB	Club	Cat	Time	R.T.	BDPoints	50	100
1.	Curtis Lovejoy	(57)	USA	2	4:59.23	+ 0.69	660	1:25.28	-
2.	Takayuki Suzuki	(87)	Japan	4	2:44.46	+ 0.74	659	51.06	1:55.92
3.	Manuel Martinez Martin	(97)	Spain	4	3:24.50	+ 0.79	342	1:03.61	2:11.93



## Day 2 1 June 2018 Finals

### EVENT 900 Men MC S14 Skins

Full Results

Place	Name	YoB	Club	Cat	Time	R.T.
1.	Tyler Ioannou*	(98)	Gr Britain	14	26.63	+ 0.66
2.	Keichi Nakajima*	(98)	Japan	14	26.80	+ 0.68
3.	Robert Isak Jonsson	(01)	Iceland	14	27.11	+ 0.63
4.	Dai Tokairin	(99)	Japan	14	27.21	+ 0.78
5.	Wa Kit Choi	(98)	Hong Kong	14	28.74	+ 0.75
6.	Scott Quin*	(90)	Gr Britain	14	28.82	+ 0.70
7.	Conner Morrison	(97)	Gr Britain	14	28.84	+ 0.67
8.	Jack Milne*	(01)	Gr Britain	14	28.96	+ 0.79

### EVENT 902 Women MC S14 Skins

Full Results

Place	Name	YoB	Club	Cat	Time	R.T.
1.	Bethany Firth*	(96)	Gr Britain	14	32.34	+ 0.78
2.	Janina Breuer*	(98)	Germany	14	34.94	+ 0.75
3.	Danielle Hartin	(02)	Gr Britain	14	35.55	+ 0.68
4.	Louise Fiddes	(01)	Gr Britain	14	35.73	+ 0.63
4.	Yui Lam Chan	(03)	Hong Kong	14	35.73	+ 0.66
6.	Kasumi Fukui*	(99)	Japan	14	36.77	+ 0.79
7.	Janina Falk*	(03)	Austria	14	38.12	+ 0.67
8.	Ho Ying Cheung	(03)	Hong Kong	14	39.54	+ 0.70

### EVENT 902 Women MC S14 Skins

Full Results

Place	Name	YoB	Club	Cat	Time	R.T.
1.	Bethany Firth*	(96)	Gr Britain	14	33.07	+ 0.78
2.	Yui Lam Chan	(03)	Hong Kong	14	35.41	+ 0.66
3.	Janina Breuer*	(98)	Germany	14	35.51	+ 0.75
4.	Danielle Hartin	(02)	Gr Britain	14	36.68	+ 0.68
5.	Louise Fiddes	(01)	Gr Britain	14	36.92	+ 0.63
6.	Kasumi Fukui*	(99)	Japan	14	38.04	+ 0.79
7.	Janina Falk*	(03)	Austria	14	38.68	+ 0.67

### EVENT 900 Men MC S14 Skins

Full Results

Place	Name	YoB	Club	Cat	Time	R.T.
1.	Keichi Nakajima*	(98)	Japan	14	30.75	+ 0.68
2.	Dai Tokairin	(99)	Japan	14	31.32	+ 0.78
3.	Robert Isak Jonsson	(01)	Iceland	14	32.50	+ 0.63
4.	Wa Kit Choi	(98)	Hong Kong	14	32.89	+ 0.75
5.	Tyler Ioannou*	(98)	Gr Britain	14	33.18	+ 0.66

### EVENT 902 Women MC S14 Skins

Full Results

Place	Name	YoB	Club	Cat	Time	R.T.
1.	Bethany Firth*	(96)	Gr Britain	14	29.42	+ 0.83
2.	Yui Lam Chan	(03)	Hong Kong	14	30.92	+ 0.82
3.	Janina Breuer*	(98)	Germany	14	31.02	+ 0.78
4.	Louise Fiddes	(01)	Gr Britain	14	31.49	+ 0.69
5.	Danielle Hartin	(02)	Gr Britain	14	32.31	+ 0.93

### EVENT 900 Men MC S14 Skins

Full Results

Place	Name	YoB	Club	Cat	Time	R.T.
1.	Keichi Nakajima*	(98)	Japan	14	30.75	+ 0.68
2.	Dai Tokairin	(99)	Japan	14	31.32	+ 0.78
3.	Robert Isak Jonsson	(01)	Iceland	14	32.50	+ 0.63
4.	Wa Kit Choi	(98)	Hong Kong	14	32.89	+ 0.75
5.	Tyler Ioannou*	(98)	Gr Britain	14	33.18	+ 0.66



**Day 2 1 June 2018 Finals**

**EVENT 902 Women MC S14 Skins**

Full Results

Place	Name	YoB	Club	Cat	Time	R.T.
1.	Bethany Firth*	(96)	Gr Britain	14	30.46	+ 0.83
2.	Louise Fiddes	(01)	Gr Britain	14	31.26	+ 0.85
3.	Janina Breuer*	(98)	Germany	14	33.22	+ 0.72
4.	Yui Lam Chan	(03)	Hong Kong	14	33.23	+ 0.95

**EVENT 900 Men MC S14 Skins**

Full Results

Place	Name	YoB	Club	Cat	Time	R.T.
1.	Dai Tokairin	(99)	Japan	14	26.27	+ 0.78
2.	Keichi Nakajima*	(98)	Japan	14	26.70	+ 0.68
3.	Robert Isak Jonsson	(01)	Iceland	14	27.11	+ 0.67

**EVENT 902 Women MC S14 Skins**

Full Results

Place	Name	YoB	Club	Cat	Time	R.T.
1.	Bethany Firth*	(96)	Gr Britain	14	30.38	+ 0.86
2.	Louise Fiddes	(01)	Gr Britain	14	31.15	+ 0.88
3.	Janina Breuer*	(98)	Germany	14	33.03	+ 0.74

**EVENT 900 Men MC S14 Skins**

Full Results

Place	Name	YoB	Club	Cat	Time	R.T.
1.	Dai Tokairin	(99)	Japan	14	25.99	+ 0.75
2.	Robert Isak Jonsson	(01)	Iceland	14	29.50	+ 0.79

**EVENT 902 Women MC S14 Skins**

Full Results

Place	Name	YoB	Club	Cat	Time	R.T.
1.	Bethany Firth	(96)	Gr Britain	14	30.00	+ 0.86
2.	Louise Fiddes	(01)	Gr Britain	14	30.04	+ 0.79





**Day 2 1 June 2018 Finals**

**World Records (Subject to Ratification)**

**EVENT 151 Womens MC 100m Freestyle WPS**

**Multi-Disability by British Disability Points**

Place	Name	YoB	Club	Cat	Time	R.T.	BDPoints	50
1.	Alice Tai	(99)	Gr Britain	8	1:03.66WR	+ 0.76	1050	30.92

**EVENT 155 Womens MC 100m Breaststroke WPS**

**Multi-Disability by British Disability Points**

Place	Name	YoB	Club	Cat	Time	R.T.	BDPoints	50
1.	Maisie Summers-Newton	(02)	Gr Britain	6	1:33.92WR	+ 0.62	1033	43.61

**EVENT 253 Mens MC 50m Freestyle WPS**

**Multi-Disability by British Disability Points**

Place	Name	YoB	Club	Cat	Time	R.T.	BDPoints
1.	Daniel Dias	(88)	Brazil	5	31.90WR	+ 0.83	1003

**Day 3 2 June 2018**

**EVENT 301 Womens MC 100m Backstroke PWS**

**Multi-Disability by British Disability Points**

Place	Name	YoB	Club	Cat	Time	R.T.BDPoints	50
1.	Alice Tai	(99)	Gr Britain	8	1:09.43WR	1159	33.28
2.	Bethany Firth	(96)	Gr Britain	14	1:05.67	927	31.85
3.	Sophie Pascoe	(93)	New Zealand	10	1:08.31	896	33.38
4.	Hannah Russell	(96)	Gr Britain	12	1:09.19	870	32.53
5.	Bianka Pap	(00)	Hungary	10	1:10.36	820	34.21
6.	Jessica-Jane Applegate	(96)	Gr Britain	14	1:08.45	819	33.47
7.	Abby Kane	(03)	Gr Britain	13	1:11.82	806	34.39
8.	Nigora Mirzokhidova	( )	Uzbekistan	12	1:11.68	782	34.36
9.	Anaëlle Roulet	(96)	France	10	1:11.68	775	34.74
10.	Megan Richter	(00)	Gr Britain	8	1:19.46	773	37.71
11.	Verena Schott	(89)	Germany	6	1:28.89	768	43.52
11.	Chikako Ono	(94)	Japan	11	1:25.10	768	41.31
11.	Cleo Keijzer	(98)	Netherlands	8	1:19.64	768	37.91
14.	Chloe Davies	(98)	Gr Britain	14	1:09.98	766	33.47
15.	Stephanie Millward	(81)	Gr Britain	9	1:14.25	756	36.13
16.	Shokhsan Toshpulatova	(97)	Uzbekistan	13	1:13.50	752	35.49
17.	Aurelie Rivard	(96)	Canada	10	1:13.08	731	35.36
18.	Zsofia Konkoly	(02)	Hungary	9	1:16.46	692	36.88
19.	Lisa Kruger	(00)	Netherlands	10	1:14.52	690	35.04
20.	Janina Breuer	(98)	Germany	14	1:12.57	687	35.24
20.	Mikaela Jenkins	(03)	USA	10	1:14.61	687	36.75
22.	Ana Karolina Oliveira	(00)	Brazil	14	1:13.62	658	36.24
23.	Maisie Summers-Newton	(02)	Gr Britain	6	1:33.82	653	45.64
24.	Susannah Kaul	(99)	Estonia	10	1:15.93	652	36.67
24.	Grace Harvey	(98)	Gr Britain	6	1:33.90	652	45.10
26.	Amanda Palyo	(01)	USA	9	1:18.48	640	37.34
27.	Valentina Munoz	(01)	Chile	8	1:25.07	630	40.69
28.	Elizabeth Slack	(96)	Australia	10	1:17.01	625	37.74
29.	Kasumi Fukui	(99)	Japan	14	1:15.03	622	35.73
30.	Bristow Grace	(01)	USA	10	1:17.69	609	37.13
31.	Francisca Castro	(97)	Chile	10	1:17.95	603	37.07
32.	Keira Stephens	(03)	Australia	10	1:17.97	602	37.76
33.	Beth Johnston	(01)	Gr Britain	10	1:18.45	591	38.14
34.	Yui Lam Chan	(03)	Hong Kong	14	1:16.37	589	37.79
34.	Katie Crowhurst	(04)	Gr Britain	13	1:19.73	589	38.08
36.	Raquel Viel	(83)	Brazil	12	1:18.94	586	37.77
37.	Danielle Hartin	(02)	Gr Britain	14	1:16.82	579	37.09
37.	Ailbhe Kelly	(98)	Ireland	8	1:27.47	579	42.78
39.	Jessika Markkanen	(99)	Finland	9	1:21.62	569	40.07
40.	Alyssia Crook	(98)	USA	9	1:22.37	554	39.28
41.	Analuz Pellitero	(97)	Argentina	12	1:20.65	549	39.96
42.	Tomomi Ishiura	(88)	Japan	11	1:36.00	535	45.98
43.	Danielle Dorris	(02)	Canada	8	1:30.14	529	41.62
44.	Marlene Endrolath	(01)	Germany	13	1:22.81	526	40.70
45.	Coral Farrell	(01)	Gr Britain	10	1:21.83	521	39.52
46.	Meri-Maari Makinen	(92)	Finland	7	1:41.42	517	50.58
47.	Lucie Etienne	(01)	France	9	1:24.72	509	41.04
48.	Sakura Koike	(01)	Japan	7	1:42.20	505	50.45
49.	Sui Kei Cheong	(02)	Hong Kong	14	1:20.59	502	39.45
50.	Ho Ying Cheung	(03)	Hong Kong	14	1:20.67	500	39.70
51.	Hope Gordon	(94)	Gr Britain	9	1:25.28	499	40.72
52.	Janina Falk	(03)	Austria	14	1:21.47	485	39.68
53.	Sarah Mehain	(95)	Canada	8	1:34.40	461	46.63
54.	Renata Pinto	(99)	Portugal	9	1:27.78	457	42.35
55.	Sophia Herzog	(97)	USA	6	1:46.09	452	50.83
56.	Danielle Kisser	(96)	Canada	6	1:46.30	449	51.24
57.	Mila Greening	(00)	USA	14	1:23.81	446	40.84
58.	Krystal Shaw	(94)	Canada	7	1:47.97	428	51.49
59.	Bethan Eckley	(00)	Gr Britain	10	1:27.73	423	42.82
60.	Rebecca Lewis	(03)	Gr Britain	10	1:28.89	406	43.12
61.	Levana Hanson	(00)	Gr Britain	8	1:39.64	392	48.47
62.	Marte Heggertveit	(99)	Norway	9	1:32.54	390	44.81
63.	Adela Mikova	(91)	Czech Rep	14	1:32.88	327	43.09
64.	Rebecca Franks	(97)	Gr Britain	9	1:38.57	323	47.07
65.	Thorey Magnusdottir	(99)	Iceland	14	1:36.06	296	47.04
	Tully Kearney	(97)	Gr Britain	5	DNC		
	Toni Shaw	(03)	Gr Britain	9	DNC		
	Shelby Newkirk	(96)	Canada	7	DNF		



**Day 3 2 June 2018**

**EVENT 302 Womens MC 100m Backstroke NAT**

Multi-Disability by British			Disability Points		R.T.BDPoints	50	
Place	Name	YoB	Club	Cat			Time
1.	Ella Cooper-Holmes	(00)	Cockermouth	7	1:36.81	595	47.39
2.	Megan Neave	(03)	Co Derby	14	1:16.65	583	36.41
3.	Brock Whiston	(96)	Bark & Dagen	10	1:18.98	579	38.43
4.	Harriet Dickinson	(97)	Gloucester	10	1:23.32	493	40.56
5.	Leah O'Connell	(02)	Camden Swiss	7	1:45.93	454	51.88
5.	Charlotte Hyde	(02)	Camden Swiss	7	1:45.89	454	51.08
7.	Drew Stables	(02)	Cockermouth	10	1:26.61	439	42.26
8.	Cerys Venters-Scott	(02)	Carnegie	14	1:24.33	438	-
9.	Georgia Howell	(02)	Littleh'pton	6	1:50.10	404	54.41
10.	Maya Brisco	(00)	Staines	9	1:33.28	381	45.42
10.	Rachel Tweedie	(98)	Marple	14	1:28.28	381	-
12.	Seren Leconte	(04)	RCT Squad	9	1:34.21	370	46.28
13.	Amy Macfarlane	(93)	Motherwell W	14	1:30.56	353	43.08
14.	Abigail Daly	(05)	Devonport	14	1:31.27	345	43.85
15.	Fern Ioannou	(03)	Wycombe Dist	14	1:31.85	339	43.24
16.	Porsha Jones	(02)	Shrewsbury	10	1:34.68	336	45.71
17.	Madeleine Harris	(03)	Elmbridge	9	1:38.00	329	47.25
18.	Isla Howe	(02)	Nova Cent'n	7	1:58.52	324	59.34
19.	Miki Lin-Gao	(05)	Co Cambridge	8	1:49.66	294	53.02
20.	Olivia Pickering	(00)	Gloucester	8	1:50.34	288	55.66
20.	Fabienne Andre	(96)	Mid Sussex	8	1:50.33	288	54.72
22.	Meghan Willis	(07)	Torfaen D	9	1:42.69	286	50.08
23.	Genevieve Hunter	(02)	Beachfield	8	1:51.23	281	52.66
24.	Hollie Pinder	(02)	Donc Dartes	9	1:43.62	278	50.55
25.	Isabel Dean	(04)	Leic Peng	10	1:42.77	263	50.05
26.	Rachael Partington	(05)	Co Manch Aq	10	1:42.99	261	-
27.	Laura Pilkington	(97)	Broxburn	6	2:07.73	259	1:02.63
28.	Scarlett Humphrey	(05)	Northampton	12	1:43.74	258	49.54
29.	Erin Swann	(01)	Bellshill	10	1:43.78	255	51.06
30.	Ellen Stephenson	(04)	Newcastle	14	1:41.23	253	-
31.	Katherine Healey	(99)	Bletchley	12	1:44.70	251	48.59
32.	Eva French	(07)	Nuneaton	10	1:44.54	250	50.86
33.	Samantha Lewis	(92)	Satellite	9	1:49.19	237	53.33
34.	Eliza Humphrey	(05)	Northampton	12	1:47.76	230	53.65
35.	Ellie Spokes	(03)	Northampton	6	2:18.22	204	1:06.64
36.	Charlotte McGuinness	(01)	Harrogate	6	2:29.97	160	1:14.19

**Day 3 2 June 2018**

**EVENT 303 Mens MC 100m Backstroke PWS**

**Multi-Disability by British Disability Points**

Place	Name	YoB	Club	Cat	Time	R.T.BDPoints	50
1.	Jordan Catchpole	(99)	Gr Britain	14	1:02.33	859	30.19
2.	Italo Pereira	(95)	Brazil	7	1:14.15	811	35.78
3.	Matias De Andrade	(93)	Argentina	7	1:14.70	793	35.67
4.	Oliver Hynd	(94)	Gr Britain	9	1:07.06	780	32.69
5.	Jacob Leach	(00)	Gr Britain	9	1:07.60	762	32.82
6.	Thijs Van Den End	(93)	Netherlands	9	1:07.90	752	32.95
7.	Pipo Carlomagno	(93)	Argentina	8	1:09.72	734	32.92
7.	Tamas Toth	(92)	Hungary	9	1:08.45	734	32.96
9.	Keichi Nakajima	(98)	Japan	14	1:05.81	730	30.84
10.	Jonathan Booth	(98)	Gr Britain	9	1:08.62	728	33.94
11.	Ka Chun Hui	(01)	Hong Kong	14	1:06.11	720	31.91
12.	Tyler Ioannou	(98)	Gr Britain	14	1:06.23	716	32.21
13.	Joseph Seage	(99)	Gr Britain	14	1:06.51	707	32.59
14.	David Gelfand	(98)	USA	9	1:09.47	702	33.69
15.	Florent Marais	(00)	France	10	1:04.42	701	30.79
16.	Jonathan Fox	(91)	Gr Britain	8	1:11.51	680	34.19
17.	Talisson Glock	(95)	Brazil	6	1:20.63	678	38.20
17.	Alberto Abarza	(84)	Chile	2	1:59.75	678	58.96
19.	E Tavares Dos Santos	(96)	Brazil	9	1:10.38	675	33.30
20.	Long Tin Chan	(01)	Hong Kong	14	1:07.60	673	32.30
21.	Yannick Vandeput	(94)	Belgium	14	1:07.64	672	33.10
21.	Malte Braunschweig	(00)	Germany	9	1:10.49	672	33.80
23.	Wa Kit Choi	(98)	Hong Kong	14	1:07.79	668	33.29
24.	Jack Thomas	(95)	Gr Britain	14	1:07.91	664	32.86
25.	Sergio Zayas	(90)	Argentina	11	1:16.42	663	36.90
26.	Antti Antero Latikka	(90)	Finland	13	1:05.29	654	31.96
27.	Amilcar Guerra	(95)	Argentina	9	1:11.29	649	34.65
28.	Genki Saito	(98)	Japan	13	1:06.29	625	32.03
29.	Alex Portal	(02)	France	13	1:06.36	623	31.61
29.	Jack Milne	(01)	Gr Britain	14	1:09.36	623	32.57
31.	Robert Isak Jonsson	(01)	Iceland	14	1:09.49	620	33.40
32.	Rogier Dorsman	(99)	Netherlands	12	1:09.91	611	34.08
33.	Liam Spence	(00)	Gr Britain	14	1:09.99	606	34.54
34.	Garner Moss	(92)	USA	14	1:10.65	590	33.73
35.	Anas Zul Amirul Sidi	(00)	Malaysia	14	1:10.67	589	33.79
36.	Simon Prodanovic	(00)	Germany	7	1:23.45	568	40.61
37.	Hon Yin Wong	(01)	Hong Kong	14	1:11.98	558	35.29
38.	Jin Ping Ting	(97)	Malaysia	14	1:12.71	541	35.13
39.	Jonathan McGrath	(93)	Ireland	8	1:17.39	536	-
40.	Taiga Hayashida	(89)	Japan	14	1:13.06	533	-
41.	Mohd Abdullah	(99)	Malaysia	14	1:13.68	520	36.18
42.	Inaki Basilloff	(01)	Argentina	8	1:18.46	515	38.63
43.	Patrick Flanagan	(97)	Ireland	6	1:28.40	514	43.80
44.	Wai Lok Tang	(97)	Hong Kong	14	1:14.22	509	35.72
45.	Scott Quin	(90)	Gr Britain	14	1:14.45	504	35.47
46.	Conner Morrison	(97)	Gr Britain	14	1:14.68	499	35.97
47.	Felix-Ulli Fichtelmann	(01)	Germany	9	1:18.21	492	38.17
48.	Lucas Nicolas Poggi	(92)	Argentina	8	1:19.84	488	37.46
49.	Fraidden Dawan	(86)	Malaysia	10	1:12.73	487	-
50.	Szabolcs Marinov	(99)	Hungary	9	1:18.56	485	37.14
51.	Wei Soong Toh	(98)	Singapore	7	1:28.11	483	41.38
52.	Daisuke Ejima	(86)	Japan	7	1:28.30	480	42.53
53.	Hicham Boufekane	(98)	Canada	8	1:21.48	460	39.28
54.	Chayapol Rengkuankwai	(04)	Thailand	14	1:17.29	450	37.14
55.	Vladimir Hlavac	(93)	Czech Rep	14	1:17.55	446	36.76
56.	Oludaisi Adefisan	(00)	Gr Britain	9	1:20.87	445	39.26
57.	Julien Viot	(99)	France	6	1:33.27	438	43.91
58.	Jirachot Chuvong	(00)	Thailand	14	1:18.34	432	37.88
59.	Chanwit Mongkolchai	(01)	Thailand	14	1:18.73	426	37.32
60.	Eng Kiong Benson Tan	(91)	Singapore	14	1:20.62	397	37.88
61.	Kylian Jacky S Lusiau	(00)	Belgium	8	1:25.64	396	42.16
61.	Satendra Singh	(87)	India	7	1:34.11	396	45.23
63.	James Tien Yu Wong	(94)	Malaysia	8	1:26.23	388	41.35
64.	Justin Kaps	(01)	Germany	10	1:19.32	375	38.39
65.	Javier Carcamo Arana	(90)	Spain	6	1:38.83	368	46.75
66.	Islam Dokaev	(98)	Belgium	8	1:28.90	354	42.30
67.	Rimo Saha	(89)	India	10	1:22.15	338	39.11
68.	Jagdish Chandra Teli	(84)	India	9	1:30.57	316	44.20
69.	Curtis Lovejoy	(57)	USA	2	2:54.56	219	-
70.	Mohammad Shaikh	(86)	India	5	2:23.73	149	1:03.52
	Zsolt Vereczkei	(77)	Hungary	5	DQ		
	Murray Conor	(98)	Ireland	8	DQ		
	Thijs Van Hofweegen	(96)	Netherlands	6	DQ		
	Zhi Weng Zadrrian Chan	(02)	Malaysia	14	DQ		
	Elian Araya	(91)	Argentina	14	DQ		



**Day 3 2 June 2018**

**EVENT 304 Mens MC 100m Backstroke NAT**

**Multi-Disability by British Disability Points**

Place	Name	YoB	Club	Cat	Time	R.T.BDPoints	50
1.	Rhys Davies	(01)	Pembs Cty	14	1:04.44	777	31.26
2.	George Kelman-Johns	(01)	Clayesmore	14	1:05.22	750	31.73
3.	James Edwards	(99)	Calne Alpha	14	1:07.29	683	33.09
4.	Dylan Broom	(02)	Torfaen D	14	1:07.80	667	32.77
5.	Matthew Redfern	(98)	Worcester	13	1:06.42	621	32.32
6.	Callum Pearson	(96)	Hastings	10	1:09.53	557	33.21
7.	Levi Codling	(04)	Coalville	7	1:25.56	527	41.15
8.	Cameron Vearncombe	(02)	Newquay	14	1:14.02	513	35.21
9.	Owen Garsides	(01)	KingstonHull	14	1:14.98	493	36.32
10.	Evan Holt	(03)	Cockermouth	14	1:16.67	461	37.65
11.	Kieran Williams	(04)	Newquay	10	1:14.18	459	35.23
11.	Dominic Redpath	(02)	Portsmouth N	9	1:20.00	459	39.31
13.	Ryan Potter	(03)	Blackpool Aq	14	1:16.94	456	37.21
14.	Tom Piggott	(00)	Oswestry Ott	10	1:15.20	441	36.66
15.	Luke Batty	(05)	Bolton Metro	9	1:22.09	425	39.13
16.	Scott Hadley	(98)	Orion	8	1:23.79	423	41.21
17.	Owen Say	(01)	Bracknell	8	1:24.35	414	40.99
18.	Joshua Fairchild	(98)	Co Coventry	14	1:19.57	413	38.82
19.	Matthew Clowes	(99)	Caradon	8	1:25.06	404	41.36
20.	George Eldredge	(01)	Brompton	14	1:20.68	396	38.43
21.	Leo McCrea	(03)	Bourmth Coll	6	1:36.77	392	46.61
22.	Caleb Grace	(98)	Littleh'pton	14	1:21.26	387	39.20
23.	Adam Donnachie	(00)	Eastkilbride	8	1:27.83	367	42.47
24.	Alexander Hobbs	(05)	Mt Kelly	7	1:36.65	366	46.79
25.	Ethan Naisbitt	(03)	Pioneer 79	9	1:26.72	361	42.29
25.	Christopher Currie	(94)	Co Oxford	14	1:23.17	361	39.66
27.	Liam Hardy	(03)	Co Manch Aq	14	1:23.84	353	40.31
28.	Peter Harper	(98)	Marlborough	14	1:24.22	348	39.67
29.	Reilly Shanahan	(00)	Shrewsbury	9	1:28.00	345	42.90
30.	Maximilian Tulloch	(05)	Chalfont	9	1:28.29	342	42.08
31.	Owen Woodrow	(01)	Co Norwich	8	1:30.52	335	42.93
32.	Rhys Gill	(02)	Ythan	9	1:29.85	324	43.68
33.	Joseph Greaves	(03)	Littleh'pton	14	1:26.45	322	40.03
34.	Benjamin Pope	(04)	Havant & Wat	8	1:31.79	321	44.05
35.	Leo Johnson	(93)	Out To Swim	8	1:32.11	318	43.80
36.	Jacob Chambers	(03)	Co Manch Aq	8	1:33.82	301	45.62
37.	Balthazar Bradshaw	(06)	Chelsea&West	10	1:26.98	284	43.68
38.	Conor Freeman	(01)	Leic Peng	14	1:33.11	257	43.94
39.	Kian Saville	(00)	Daventry	10	1:30.06	256	42.53
40.	Steven McCormick	(01)	Fins	9	1:38.09	249	-
41.	Connor Stuart	(03)	Co Cambridge	6	1:54.30	238	54.09
42.	William Whitehead	(05)	Rotherham Mo	8	1:42.02	234	-
43.	Sebastian Williams	(04)	Barnet Copt	6	2:00.38	203	58.29
	Lachlan Macbeth	(93)	Inverness	14	DNC		
	Connor Boyfield	(98)	Boston	9	DNC		
	Conor Ballard	(02)	Leatherhead	10	DNC		
	Angus Leckonby	(02)	Scarborough	14	DNC		
	Cory Dakin	(02)	Co Cambridge	7	DQ		



**Day 3 2 June 2018**

**EVENT 305 Womens MC 50m Butterfly PWS**

Multi-Disability by British Disability Points						
Place	Name	YoB	Club	Cat	Time	R.T.BDPoints
1.	Eleanor Robinson	(01)	Gr Britain	6	37.28	+ 0.56 862
2.	Nicole Turner	(02)	Ireland	6	38.61	+ 0.64 775
3.	Verena Schott	(89)	Germany	6	40.09	+ 0.67 693
4.	Grace Harvey*	(98)	Gr Britain	6	40.48	673
5.	Tess Routliffe	(98)	Canada	7	39.38	+ 0.67 632
6.	Denise Grahl	(93)	Germany	7	40.10	+ 0.85 599
7.	Peggy Sonntag	(99)	Germany	5	51.79	+ 0.70 478
8.	Jasmin Beutler	(00)	Germany	6	45.63	+ 0.81 470
9.	Sarah Louise Rung	(89)	Norway	6	47.86	407
10.	Gina Boettcher	(01)	Germany	4	1:09.64	+ 0.74 296
11.	Sakura Koike	(01)	Japan	7	53.93	+ 0.75 246
12.	Krystal Shaw*	(94)	Canada	7	55.94	220
	Shelby Newkirk*	(96)	Canada	7	DQ	
	Meri-Maari Makinen	(92)	Finland	7	DQ	



**Day 3 2 June 2018**

**EVENT 307 Mens MC 50m Butterfly PWS**

**Multi-Disability by British Disability Points**

Place	Name	YoB	Club	Cat	Time		R.T.BDPoints
1.	Nelson Crispin	(92)	Colombia	6	32.36	+ 0.66	788
2.	Carlos Serrano Zarate	(98)	Colombia	7	31.07	+ 0.68	764
3.	Andrew Mullen	(96)	Gr Britain	5	37.83	+ 0.89	724
4.	Tobias Pollap	(86)	Germany	7	32.88	+ 0.77	645
5.	Takayuki Suzuki	(87)	Japan	4	47.59	+ 0.83	615
6.	Connor Gioffreda	(99)	USA	6	35.47	+ 0.61	598
7.	Talisson Glock	(95)	Brazil	6	36.27	+ 0.96	559
8.	A Rojas Cabrera*	(93)	Spain	6	36.34	+ 0.85	556
9.	Kyosuke Oyama	(87)	Japan	6	36.38	+ 0.87	554
10.	Bence Ivan	(00)	Hungary	6	38.06	+ 0.68	484
11.	Andreas Bjomstad	(97)	Norway	7	37.61	+ 0.89	431
12.	Enzo Verpiot	(01)	France	7	38.01	+ 0.82	417
13.	Matz Topkin	(98)	Estonia	5	45.80	+ 0.92	408
14.	Julien Viot	(99)	France	6	41.30	+ 0.75	379
15.	Joao Campos	(79)	Portugal	7	40.41	+ 0.87	347
16.	Simon Prodanovic	(00)	Germany	7	40.52	+ 0.71	344
17.	Facundo Jose Arregui	(97)	Argentina	7	40.58	+ 0.59	343
18.	Tomotaro Nakamura	(84)	Japan	5	49.65	+ 0.86	320
19.	Mohammad Shaikh	(86)	India	5	55.62	+ 0.85	228
20.	Muhammad Zulkafly	(95)	Malaysia	5	58.00	+ 0.68	201
	Yoav Valinsky	(88)	Israel	6	DQ		
	Darko Duric	(89)	Slovenia	4	DQ		
	Alexander Goodman	(91)	Gr Britain	7	DQ		
	Javier Carcamo Arana	(90)	Spain	6	DQ		
	Andras Szeni	(00)	Hungary	7	DQ		
	Daisuke Ejima	(86)	Japan	7	DQ		

**Day 3 2 June 2018**

**EVENT 309 Womens MC 100m Butterfly PWS**

**Multi-Disability by British Disability Points**

Place	Name	YoB	Club	Cat	Time	R.T.	BDPoints	50
1.	Jessica-Jane Applegate	(96)	Gr Britain	14	1:05.05	+ 0.82	973	29.65
2.	Sophie Pascoe	(93)	New Zealand	10	1:04.53	+ 0.82	912	29.79
3.	Louise Fiddes	(01)	Gr Britain	14	1:07.10	+ 0.76	886	31.63
4.	Bethany Firth	(96)	Gr Britain	14	1:07.23	+ 0.75	881	30.73
5.	Toni Shaw	(03)	Gr Britain	9	1:09.81	+ 0.65	873	32.76
6.	Elizabeth Smith	(96)	USA	9	1:11.10	+ 0.91	827	33.67
7.	Yui Lam Chan	(03)	Hong Kong	14	1:09.07	+ 0.65	812	32.70
8.	Zsofia Konkoly	(02)	Hungary	9	1:12.02	+ 0.75	795	34.76
9.	Fotimakhon Amilova	(99)	Uzbekistan	13	1:07.70	+ 0.71	792	31.49
10.	Shokhsan Toshpulatova	(97)	Uzbekistan	13	1:08.29	+ 0.78	771	33.01
11.	Naomi Maiké Schnittger	(94)	Germany	12	1:08.87	+ 0.73	769	32.12
12.	Ellen Keane	(95)	Ireland	9	1:13.80	+ 0.77	739	34.06
13.	Lisa Kruger	(00)	Netherlands	10	1:09.79	+ 0.82	721	32.17
13.	Janina Breuer	(98)	Germany	14	1:11.87	+ 0.91	721	33.31
15.	Mikaela Jenkins	(03)	USA	10	1:10.29	+ 0.91	706	33.05
16.	Isabella Blanchard	(02)	USA	9	1:15.01	+ 0.68	704	34.92
17.	Airi Ike	(98)	Japan	10	1:10.68	+ 0.79	694	31.75
17.	Jessika Markkanen	(99)	Finland	9	1:15.37	+ 0.63	694	36.41
19.	Samantha Ryan	(99)	Canada	10	1:11.11	+ 0.77	682	33.50
20.	Chantalle Zijderveld	(00)	Netherlands	10	1:11.52	+ 0.69	670	33.09
21.	Liesette Bruinsma	(00)	Netherlands	11	1:26.28	+ 0.82	661	37.83
22.	Muslima Odilova	(98)	Uzbekistan	13	1:12.32	+ 0.79	649	32.00
23.	Lily Macleod	(01)	Gr Britain	13	1:13.22	+ 0.91	626	34.98
24.	Kasumi Fukui	(99)	Japan	14	1:15.80	+ 0.84	614	35.36
25.	Ayano Tsujiuchi	(96)	Japan	13	1:13.75	+ 0.65	612	34.22
26.	Ho Ying Cheung	(03)	Hong Kong	14	1:16.03	+ 0.79	609	36.34
27.	Kiara Godoy Soto	(02)	Chile	9	1:18.89	+ 0.91	605	37.46
28.	Nigora Mirzokhidova	( )	Uzbekistan	12	1:14.67	+ 0.71	603	33.59
29.	Manon Vermarien	(97)	Netherlands	9	1:19.94	+ 0.79	581	37.24
30.	Elodie Lorandi	(89)	France	10	1:15.14	+ 0.98	578	34.06
31.	Danielle Dorris	(02)	Canada	8	1:21.91	+ 0.91	577	37.32
32.	Janina Falk	(03)	Austria	14	1:17.91	+ 0.76	566	35.36
33.	Marlene Endrolath	(01)	Germany	13	1:16.26	+ 0.77	554	36.01
34.	Ana Karolina Oliveira	(00)	Brazil	14	1:18.65	+ 0.74	550	36.98
35.	Zara Mullooly	(02)	Gr Britain	10	1:16.49	+ 0.98	548	35.52
35.	Yan Ting Danielle Moi	(99)	Singapore	14	1:18.75	+ 0.63	548	35.55
37.	Sui Kei Cheong	(02)	Hong Kong	14	1:19.43	+ 0.79	534	36.05
38.	Mila Greening	(00)	USA	14	1:19.78	+ 0.98	527	37.46
39.	C Jeronimo De Araujo	(98)	Brazil	8	1:24.96	+ 0.63	517	37.91
40.	Danielle Hartin	(02)	Gr Britain	14	1:20.47	+ 0.82	514	35.37
41.	Mikuni Utsugi	(03)	Japan	9	1:26.94	+ 0.80	452	38.48
42.	Tomomi Ishiura	(88)	Japan	11	1:38.76	+ 0.78	440	39.80
43.	Katie Crowhurst	(04)	Gr Britain	13	1:22.52	+ 0.78	437	36.53
44.	Coral Farrell	(01)	Gr Britain	10	1:24.08	+ 0.77	412	37.66
45.	Adela Mikova	(91)	Czech Rep	14	1:26.70	+ 0.78	410	38.98
46.	Beatriz Carneiro	(98)	Brazil	14	1:27.21	+ 0.69	403	39.51
47.	Amanda Palyo	(01)	USA	9	1:30.52	+ 0.71	400	40.55
48.	Thorey Magnusdottir	(99)	Iceland	14	1:27.96	+ 0.71	393	38.98
49.	Bethan Eckley	(00)	Gr Britain	10	1:25.65	+ 0.79	390	39.66
	Claire Supiot	(68)	France	8	DNC			
	Sarah Mehain	(95)	Canada	8	DQ			
	Rebecca Lewis	(03)	Gr Britain	10	DQ			
	Megan Richter	(00)	Gr Britain	8	DQ			



**Day 3 2 June 2018**

**EVENT 311 Mens MC 100m Butterfly PWS**

**Multi-Disability by British Disability Points**

Place	Name	YoB	Club	Cat	Time	R.T.	BDPoints	50
1.	Dai Tokairin	(99)	Japan	14	59.20	+ 0.72	929	27.70
2.	Stephen Clegg	(95)	Gr Britain	12	58.58	+ 0.71	913	27.50
3.	Keichi Nakajima*	(98)	Japan	14	59.60	+ 0.66	911	27.55
4.	Marc Evers	(91)	Netherlands	14	59.66	+ 0.79	908	28.22
5.	Uchu Tomita	(89)	Japan	11	1:03.55	+ 0.69	889	29.24
6.	Satoru Miyazaki	(92)	Japan	14	1:00.45	+ 0.77	873	27.88
7.	Jordan Catchpole*	(99)	Gr Britain	14	1:00.94	+ 0.71	852	28.26
8.	Robert Isak Jonsson	(01)	Iceland	14	1:01.35	+ 0.63	835	28.16
9.	Tyler Ioannou*	(94)	Gr Britain	14	1:01.52	+ 0.63	828	28.58
10.	James Hollis*	(98)	Gr Britain	10	58.29	+ 0.66	826	27.73
11.	Long Tin Chan	(01)	Hong Kong	14	1:02.39	+ 0.75	794	28.86
12.	Barry McClements	(01)	Ireland	9	1:03.68	+ 0.85	791	29.67
13.	Wai Lok Tang	(97)	Hong Kong	14	1:03.31	+ 0.75	760	28.73
14.	Alex Rosser*	(96)	Gr Britain	14	1:03.40	+ 0.87	756	29.25
15.	Jack Milne*	(01)	Gr Britain	14	1:04.38	+ 0.73	722	29.42
16.	Anas Zul Amirul Sidi*	(00)	Malaysia	14	1:04.78	+ 0.68	709	29.68
17.	Florent Marais	(00)	France	10	1:01.36	+ 0.69	708	28.64
18.	Alex Portal	(02)	France	13	1:00.43	+ 0.70	707	28.80
19.	Phelipe Rodrigues	(90)	Brazil	10	1:01.76	+ 0.67	695	28.93
20.	Amilcar Guerra	(95)	Argentina	9	1:06.63	+ 0.83	691	30.47
21.	Adam Ismael Wenham*	(97)	Norway	14	1:05.79	+ 0.67	677	30.39
22.	Taiga Hayashida	(89)	Japan	14	1:06.07	+ 0.71	668	32.18
23.	Elian Araya	(91)	Argentina	14	1:06.32	+ 0.71	661	31.19
24.	Liam Spence*	(00)	Gr Britain	14	1:07.38	+ 0.77	630	31.34
24.	Hon Yin Wong	(01)	Hong Kong	14	1:07.38	+ 0.81	630	31.05
26.	Chung Wei Yoong	(95)	Malaysia	14	1:07.62	+ 0.73	623	30.80
27.	Tim Van Duuren	(98)	Netherlands	9	1:08.99	+ 0.69	622	31.99
28.	Leo Lahteenmaki*	(91)	Finland	9	1:09.10	+ 0.74	619	31.45
29.	Malte Braunschweig	(00)	Germany	9	1:09.23	+ 0.69	616	32.24
30.	Ka Chun Hui	(01)	Hong Kong	14	1:07.93	+ 0.80	615	32.05
31.	Genki Saito	(98)	Japan	13	1:04.57	+ 0.72	580	30.87
32.	Felix-Ulli Fichtelmann	(01)	Germany	9	1:10.79	+ 0.80	576	33.29
33.	Conner Morrison	(97)	Gr Britain	14	1:10.14	+ 0.67	559	31.06
34.	Inaki Basloff	(01)	Argentina	8	1:12.21	+ 0.90	550	32.86
35.	Bas Takken	(99)	Netherlands	10	1:07.59	+ 0.76	530	30.60
36.	Zach Zona	(98)	Canada	8	1:13.40	+ 0.68	524	33.60
37.	Kotaro Ogiwara	(02)	Japan	8	1:13.77	+ 0.89	516	33.53
38.	Zhi Wei Wong	(02)	Singapore	13	1:07.15	+ 0.62	515	31.07
39.	Fraidden Dawan	(86)	Malaysia	10	1:08.30	+ 0.97	513	33.11
40.	Oliver Carter	(00)	Gr Britain	10	1:08.87	+ 0.26	501	30.91
41.	Jin Ping Ting	(97)	Malaysia	14	1:14.60	+ 0.85	464	32.40
42.	Oludaisi Adefisan	(00)	Gr Britain	9	1:16.19	+ 0.79	462	33.82
43.	Fredrik Solberg	(01)	Norway	9	1:16.30	+ 0.70	460	34.64
44.	Jaxon Simmons	(00)	Gr Britain	13	1:10.02	+ 0.75	454	32.15
45.	Kaimar Kaldma	(86)	Estonia	12	1:14.12	+ 0.86	450	33.86
46.	Chetan Giridhar Raut	(93)	India	10	1:11.42	+ 0.85	449	35.06
47.	Justin Kaps	(01)	Germany	10	1:12.83	+ 0.73	423	33.88
48.	Benjamin Grainger	(03)	Gr Britain	10	1:13.94	+ 0.71	405	33.83
49.	Tom Meixelsberger	(01)	Germany	9	1:20.10	+ 0.68	397	36.10
50.	Chanwit Mongkolchai*	(01)	Thailand	14	1:23.49	+ 0.69	331	34.08
51.	Kylian Jacky S Lusiau	(00)	Belgium	8	1:28.55	+ 0.83	298	40.76
52.	Islam Dokaev	(98)	Belgium	8	1:29.89	+ 0.76	285	41.34
53.	Arthur Ferrier	(95)	France	8	1:33.10	+ 0.94	256	43.83
54.	Jagdish Chandra Teli	(84)	India	9	1:42.59	+ 0.83	189	45.35
	Agustin Orellana	(96)	Argentina	8	DQ			
	Mohd Abdullah	(99)	Malaysia	14	DQ			
	James Tien Yu Wong	(94)	Malaysia	8	DQ			
	Wa Kit Choi	(98)	Hong Kong	14	DQ			



**Day 3 2 June 2018**

**EVENT 312 Mens MC 100m Butterfly NAT**

**Multi-Disability by British Disability Points**

Place	Name	YoB	Club	Cat	Time	R.T.	BDPoints	50
1.	Rhys Davies	(01)	Pembs Cty	14	1:04.27	+ 0.76	726	29.80
2.	Adam Whyborne	(01)	Billingham	10	1:03.52	+ 0.77	638	29.56
3.	George Kelman-Johns	(01)	Clayesmore	14	1:07.59	+ 0.75	624	30.76
4.	Louis Lawlor	(02)	Co Glasgow	14	1:09.04	+ 0.70	586	30.76
5.	Dylan Broom	(02)	Torfaen D	14	1:09.23	+ 0.77	581	30.62
6.	Cameron Vearncombe	(02)	Newquay	14	1:09.54	+ 0.87	573	31.93
7.	Callum Pearson	(96)	Hastings	10	1:06.11	+ 0.70	566	31.18
8.	Matthew Redfern	(98)	Worcester	13	1:05.88	+ 0.70	546	30.58
9.	Jon Law	(97)	UniOfStirl	13	1:06.77	+ 0.69	524	31.02
10.	Adam Roebuck	(00)	Caradon	14	1:11.81	+ 0.65	520	32.29
11.	James Edwards	(99)	Calne Alpha	14	1:11.87	+ 0.80	519	32.60
12.	Conor Ballard	(02)	Leatherhead	10	1:08.10	+ 0.77	518	31.93
13.	Tom Piggott	(00)	Oswestry Ott	10	1:08.99	+ 0.75	498	31.32
14.	Caleb Grace	(98)	Littleh'pton	14	1:13.56	+ 0.71	484	32.39
15.	Owen Garsides	(01)	KingstonHull	14	1:14.12	+ 0.90	473	33.52
16.	Joshua Fairchild	(98)	Co Coventry	14	1:15.42	+ 0.87	449	34.46
17.	Gavin Roberts	(99)	Co Glasgow	14	1:15.73	+ 0.73	444	33.28
18.	George Eldredge	(01)	Brompton	14	1:21.55	+ 0.82	355	36.77
19.	Scott Hadley	(98)	Orion	8	1:23.65	+ 0.90	354	38.38
20.	Balthazar Bradshaw	(06)	Chelsea&West	10	1:24.64	+ 0.81	270	39.99
21.	Christopher Currie	(94)	Co Oxford	14	1:29.99	+ 0.75	264	37.94
22.	Peter Harper	(98)	Marlborough	14	1:31.60	+ 0.82	250	38.88
23.	Ethan Naisbitt	(03)	Pioneer 79	9	1:36.83	+ 0.69	225	42.90
24.	Adam Donnachie	(00)	Eastkilbride	8	1:37.94	+ 0.77	220	42.79
25.	Maximilian Tulloch	(05)	Chalfont	9	1:37.93	+ 0.68	217	44.59
	Angus Leckonby	(02)	Scarborough	14	DNC			
	Connor Boyfield	(98)	Boston	9	DNC			
	William Whitehead	(05)	Rotherham Mo	8	DQ			
	Kyle Hughes	(01)	Motherwell W	9	DQ			
	Evan Holt	(03)	Cockermouth	14	DQ			
	Finlay Middleton	(02)	Mt Kelly	8	DQ			
	Liam Hardy	(03)	Co Manch Aq	14	DQ			



**Day 3 2 June 2018 Finals**

**EVENT 351 Womens MC 100m Backstroke PWS**

**Multi-Disability by British Disability Points**

Place	Name	YoB	Club	Cat	Time	R.T.BDPoints	50
1.	Alice Tai*	(99)	Gr Britain	8	1:08.26WR	1220	33.24
2.	Bethany Firth*	(96)	Gr Britain	14	1:04.74	968	31.49
3.	Shokhsan Toshpulatova	(97)	Uzbekistan	13	1:09.30	897	33.35
4.	Sophie Pascoe	(93)	New Zealand	10	1:08.53	887	33.75
5.	Hannah Russell	(96)	Gr Britain	12	1:08.77	886	32.54
6.	Nigora Mirzokhidova	( )	Uzbekistan	12	1:09.31	865	33.41
7.	Bianka Pap	(00)	Hungary	10	1:09.40	854	34.24
8.	Verena Schott	(89)	Germany	6	1:26.30	840	42.79
9.	Abby Kane	(03)	Gr Britain	13	1:11.36JR	822	34.01
10.	Aurelie Rivard	(96)	Canada	10	1:10.43	817	34.21
11.	Cleo Keijzer	(98)	Netherlands	8	1:18.36	806	37.92
12.	Megan Richter	(00)	Gr Britain	8	1:18.39	805	37.79
13.	Anaëlle Roulet*	(96)	France	10	1:10.89	801	34.12
14.	Chikako Ono	(94)	Japan	11	1:24.25	792	40.98
15.	Chloe Davies*	(98)	Gr Britain	14	1:09.78	773	33.20
16.	Lisa Kruger	(00)	Netherlands	10	1:12.59	746	34.76
17.	Janina Breuer*	(98)	Germany	14	1:11.74	711	34.60
18.	Zsafia Konkoly	(02)	Hungary	9	1:16.27	698	36.81
19.	Grace Harvey*	(98)	Gr Britain	6	1:31.81	697	44.46
20.	Mikaela Jenkins	(03)	USA	10	1:14.55	689	36.90
21.	Maisie Summers-Newton	(02)	Gr Britain	6	1:32.85	674	45.04
22.	Ana Karolina Oliveira*	(00)	Brazil	14	1:13.07	673	36.08
23.	Susannah Kaul	(99)	Estonia	10	1:15.81	655	36.50
24.	Valentina Munoz	(01)	Chile	8	1:24.98	632	40.80
25.	Elizabeth Slack	(96)	Australia	10	1:17.14	622	37.07
26.	Kasumi Fukui*	(99)	Japan	14	1:15.82	602	36.68
27.	Bristow Grace	(01)	USA	10	1:18.12	599	37.17
28.	Amanda Palyo	(01)	USA	9	1:21.34	575	38.48



**Day 3 2 June 2018 Finals**


**EVENT 352 FINAL OF EVENT 302 Womens MC 100m Backstroke NAT**

**Multi-Disability by British Disability Points**

Place	Name	YoB	Club	Cat	Time	R.T.BDPoints	50
1.	Brock Whiston	(96)	Bark & Dagen	10	1:17.58	611	37.35
2.	Ella Cooper-Holmes	(00)	Cockermouth	7	1:36.55	599	47.23
3.	Megan Neave	(03)	Co Derby	14	1:16.26	592	36.86
4.	Harriet Dickinson	(97)	Gloucester	10	1:22.19	514	39.82
5.	Charlotte Hyde	(02)	Camden Swiss	7	1:44.38	474	49.78
6.	Drew Stables	(02)	Cockermouth	10	1:24.96	465	41.37
7.	Leah O'Connell	(02)	Camden Swiss	7	1:46.62	445	52.33
8.	Georgia Howell	(02)	Littleh'pton	6	1:48.13	427	52.81
9.	Maya Brisco	(00)	Staines	9	1:31.77	400	45.40
	Cerys Venters-Scott	(02)	Carnegie	14	DQ		



**BRITISH PARA SWIMMING  
INTERNATIONAL MEET 2018**  
PONDS FORGE, SHEFFIELD  
31 MAY – 3 JUNE



**Day 3 2 June 2018 Finals**

---



Funding Partner



Official Partner



Official Timekeeper



Suppliers



Endorsed Product



Host City and Venue

Marketing Sheffield





**Day 3 2 June 2018 Finals**

**EVENT 353 Mens MC 100m Backstroke PWS**

**Multi-Disability by British Disability Points**

Place	Name	YoB	Club	Cat	Time	R.T.BDPoints	50
1.	Jordan Catchpole	(99)	Gr Britain	14	1:01.88GBR	878	29.58
2.	Italo Pereira	(95)	Brazil	7	1:12.81	856	34.90
3.	Oliver Hynd	(94)	Gr Britain	9	1:05.72	829	31.99
4.	Keichi Nakajima	(98)	Japan	14	1:04.25	784	30.52
5.	Jonathan Booth	(98)	Gr Britain	9	1:07.37	770	33.45
6.	Ka Chun Hui	(01)	Hong Kong	14	1:04.66	769	31.47
7.	Thijs Van Den End	(93)	Netherlands	9	1:07.54	764	33.10
8.	Jacob Leach	(00)	Gr Britain	9	1:07.65	760	32.86
9.	Matias De Andrade	(93)	Argentina	7	1:15.82	758	36.13
10.	Tamas Toth	(92)	Hungary	9	1:07.78	756	32.96
11.	Talisson Glock	(95)	Brazil	6	1:18.24	742	38.03
12.	Pipo Carlomagno	(93)	Argentina	8	1:10.03	724	32.93
13.	Wa Kit Choi	(98)	Hong Kong	14	1:06.78	698	32.95
14.	Jonathan Fox	(91)	Gr Britain	8	1:11.01	695	34.11
15.	Yannick Vandeput	(94)	Belgium	14	1:06.91	694	33.06
16.	David Gelfand	(98)	USA	9	1:09.75	693	33.89
17.	Malte Braunschweig	(00)	Germany	9	1:09.78	692	33.89
18.	Joseph Seage	(99)	Gr Britain	14	1:07.25	684	32.46
19.	Florent Marais	(00)	France	10	1:04.97	683	31.01
19.	Alberto Abarza	(84)	Chile	2	1:59.49	683	58.17
21.	Antti Antero Latikka	(90)	Finland	13	1:04.75	670	32.04
22.	Amilcar Guerra	(95)	Argentina	9	1:10.99	658	34.67
23.	Sergio Zayas	(90)	Argentina	11	1:16.85	652	37.43
24.	Long Tin Chan	(01)	Hong Kong	14	1:09.97	607	33.03
25.	Genki Saito	(98)	Japan	13	1:07.03	604	31.77
26.	Jack Milne	(01)	Gr Britain	14	1:10.36	597	33.26
	Jack Thomas	(95)	Gr Britain	14	DNC		
	E Tavares Dos Santos	(96)	Brazil	9	DQ		



**Day 3 2 June 2018 Finals**

**EVENT 354 FINAL OF EVENT 304 Mens MC 100m Backstroke NAT**

**Multi-Disability by British Disability Points**

Place	Name	YoB	Club	Cat	Time	R.T.BDPoints	50
1.	Rhys Davies	(01)	Pembs City	14	1:03.60	808	31.29
2.	George Kelman-Johns	(01)	Clayesmore	14	1:05.25	749	31.71
3.	Dylan Broom	(02)	Torfaen D	14	1:07.31	682	33.19
4.	James Edwards	(99)	Calne Alpha	14	1:08.25	654	33.82
5.	Matthew Redfern	(98)	Worcester	13	1:05.79	639	32.34
6.	Cameron Vearncombe	(02)	Newquay	14	1:09.78	612	33.27
7.	Owen Garsides	(01)	KingstonHull	14	1:12.96	535	35.14
8.	Evan Holt	(03)	Cockermouth	14	1:17.54	446	37.49
9.	Callum Pearson	(96)	Hastings	10	1:15.09	442	35.93
	Levi Codling	(04)	Coalville	7	DQ		



**Day 3 2 June 2018 Finals**

**EVENT 355 Womens MC 50m Butterfly PWS**

**Multi-Disability by British Disability Points**

Place	Name	YoB	Club	Cat	Time	R.T.	BDPoints
1.	Eleanor Robinson	(01)	Gr Britain	6	35.93	+ 0.47	962
2.	Verena Schott	(89)	Germany	6	39.05		750
3.	Tess Routliffe	(98)	Canada	7	37.48	+ 0.64	734
4.	Grace Harvey*	(98)	Gr Britain	6	40.31		681
5.	Denise Grahl	(93)	Germany	7	39.46	+ 0.77	629
6.	Jasmin Beutler	(00)	Germany	6	44.56	+ 0.79	504
7.	Peggy Sonntag	(99)	Germany	5	51.32	+ 0.60	491
8.	Sarah Louise Rung	(89)	Norway	6	45.70		467
9.	Gina Boettcher	(01)	Germany	4	1:06.42	+ 0.77	341





**Day 3 2 June 2018 Finals**


**EVENT 356 FINAL OF EVENT 306 Womens MC 50m Butterfly NAT**

**Multi-Disability by British Disability Points**

Place	Name	YoB	Club	Cat	Time	R.T.	BDPoints
1.	Leah O'Connell	(02)	Camden Swiss	7	41.26	+ 0.83	550
2.	Hayley Milne	(99)	Grantham	7	46.10		394
3.	Georgia Howell	(02)	Littleh'pton	6	48.70	+ 0.75	386
4.	Sophie Woodward	(04)	Kimberley	3	1:20.47	+ 0.79	337
	Megan Short	(98)	UniOfStirl	7	DQ		
	Suzanne Warren	(79)	Co Norwich	4	DQ		



Funding Partner



Official Partner



Official Timekeeper



Suppliers



Endorsed Product



Host City and Venue

Marketing Sheffield





**Day 3 2 June 2018 Finals**

**EVENT 357 Mens MC 50m Butterfly PWS**

Multi-Disability by British		Disability Points					
Place	Name	YoB	Club	Cat	Time		R.T.BDPoints
1.	Carlos Serrano Zarate	(98)	Colombia	7	30.36	+ 0.66	819
2.	Nelson Crispin	(92)	Colombia	6	32.07	+ 0.63	809
3.	Andrew Mullen	(96)	Gr Britain	5	38.07	+ 0.89	711
4.	Tobias Pollap	(86)	Germany	7	32.14	+ 0.82	690
5.	Takayuki Suzuki	(87)	Japan	4	46.50	+ 0.80	659
6.	Connor Gioffreda	(99)	USA	6	35.07	+ 0.60	619
7.	Bence Ivan	(00)	Hungary	6	38.12	+ 0.68	482
8.	Andreas Bjornstad	(97)	Norway	7	36.54	+ 0.75	470
9.	Enzo Verpiot	(01)	France	7	37.15	+ 0.83	447
10.	Julien Viot	(99)	France	6	39.27	+ 0.60	440
11.	Matz Topkin	(98)	Estonia	5	45.49	+ 0.89	416
12.	Simon Prodanovic	(00)	Germany	7	38.74	+ 0.69	394
13.	Tomotaro Nakamura	(84)	Japan	5	47.14	+ 0.79	374
14.	Joao Campos	(79)	Portugal	7	40.36	+ 0.82	348
15.	Facundo Jose Arregui	(97)	Argentina	7	40.58	+ 0.64	343
16.	Mohammad Shaikh	(86)	India	5	53.66	+ 0.73	253
	Kyosuke Oyama	(87)	Japan	6	DQ		
	Talisson Glock	(95)	Brazil	6	DQ		
	Darko Duric	(89)	Slovenia	4	DQ		
	A Rojas Cabrera	(93)	Spain	6	DQ		



**Day 3 2 June 2018 Finals**

**EVENT 358 FINAL OF EVENT 308 Mens MC 50m Butterfly NAT**

**Multi-Disability by British Disability Points**

Place	Name	YoB	Club	Cat	Time		R.T.BDPoints
1.	William Perry	(00)	Mt Kelly	6	39.69	+ 0.64	427
2.	Leo McCrea	(03)	Bourmth Coll	6	41.11	+ 0.66	384
3.	Matthew Harding	(99)	Wirral Metro	6	41.82	+ 0.61	365
	Neil Ferguson	(02)	Musselburgh	7	DQ		
	Levi Codling	(04)	Coalville	7	DQ		



**Day 3 2 June 2018 Finals**

**EVENT 359 Womens MC 100m Butterfly PWS**

**Multi-Disability by British Disability Points**

Place	Name	YoB	Club	Cat	Time	R.T.	BDPoints	50
1.	Jessica-Jane Applegate	(96)	Gr Britain	14	1:04.80	+ 0.79	984	30.10
2.	Sophie Pascoe	(93)	New Zealand	10	1:04.76	+ 0.80	903	30.74
3.	Bethany Firth	(96)	Gr Britain	14	1:06.80	+ 0.76	898	30.65
4.	Shokhsan Toshpulatova	(97)	Uzbekistan	13	1:05.40	+ 0.81	878	30.60
5.	Toni Shaw	(03)	Gr Britain	9	1:09.73GBR	JR + 0.84	876	32.46
6.	Louise Fiddes	(01)	Gr Britain	14	1:07.43	+ 0.78	873	31.27
7.	Elizabeth Smith	(96)	USA	9	1:10.02	+ 0.78	865	32.29
8.	Fotimakhon Amilova	(99)	Uzbekistan	13	1:05.93	+ 0.69	857	30.55
9.	Ellen Keane	(95)	Ireland	9	1:11.71	+ 0.77	806	34.87
10.	Naomi Maike Schnittger	(94)	Germany	12	1:07.94	+ 0.72	801	31.13
11.	Zsofia Konkoly	(02)	Hungary	9	1:12.53	+ 0.71	779	33.43
12.	Yui Lam Chan	(03)	Hong Kong	14	1:10.10	+ 0.75	777	32.71
13.	Isabella Blanchard	(02)	USA	9	1:14.04	+ 0.71	732	35.01
13.	Lisa Kruger	(00)	Netherlands	10	1:09.46	+ 0.81	732	32.51
13.	Chantalle Zijderveld	(00)	Netherlands	10	1:09.46	+ 0.70	732	31.93
16.	Mikaela Jenkins	(03)	USA	10	1:09.73	+ 0.79	723	32.72
17.	Airi Ike	(98)	Japan	10	1:09.76	+ 0.71	722	33.30
18.	Janina Breuer	(98)	Germany	14	1:11.96	+ 0.70	718	32.80
19.	Samantha Ryan	(99)	Canada	10	1:10.64	+ 0.78	695	32.74
20.	Jessika Markkanen	(99)	Finland	9	1:15.64	+ 0.78	686	36.41



**Day 3 2 June 2018 Finals**

**EVENT 360 FINAL OF EVENT 310 Womens MC 100m Butterfly NAT**

**Multi-Disability by British Disability Points**

Place	Name	YoB	Club	Cat	Time		R.T.BDPoints	50
1.	Megan Neave	(03)	Co Derby	14	1:23.89	+ 0.71	453	36.81
2.	Eleanor Bamber	(96)	Man & NW Dis	10	1:23.63	+ 0.90	419	39.25
3.	Aliya Bacakoglu	(04)	Bo Kirklees	10	1:23.93	+ 0.69	414	38.06
4.	Charli Vines	(98)	Harrogate	14	1:30.65	+ 0.97	359	38.76
5.	Fern Ioannou	(03)	Wycombe Dist	14	1:33.10	+ 0.77	331	39.61
6.	Abigail Daly	(05)	Devonport	14	1:35.67	+ 0.92	305	42.43
7.	Harriet Dickinson	(97)	Gloucester	10	1:35.89	+ 0.98	278	42.86
8.	Seren Leconte	(04)	RCT Squad	9	1:43.92	+ 0.71	264	46.00
	Cerys Jones	(01)	Gr Britain	14	DNC			
	Anna Binns	(88)	Orion	12	DQ			



**Day 3 2 June 2018 Finals**

**EVENT 361 Mens MC 100m Butterfly PWS**

**Multi-Disability by British Disability Points**

Place	Name	YoB	Club	Cat	Time		R.T.BDPoints	50
1.	Dai Tokairin	(99)	Japan	14	55.72WR	+ 0.68	1115	26.21
2.	Keichi Nakajima	(98)	Japan	14	58.30	+ 0.67	973	27.04
3.	Marc Evers	(91)	Netherlands	14	58.88	+ 0.81	944	27.35
4.	Stephen Clegg	(95)	Gr Britain	12	58.94GB	+ 0.71	896	27.41
5.	Robert Isak Jonsson	(01)	Iceland	14	1:00.47	+ 0.62	872	28.01
6.	Uchu Tomita	(89)	Japan	11	1:04.04	+ 0.70	869	29.19
7.	Wai Lok Tang	(97)	Hong Kong	14	1:00.74	+ 0.73	860	28.52
8.	Tyler Ioannou	(98)	Gr Britain	14	1:00.80	+ 0.59	858	27.69
9.	Jordan Catchpole	(99)	Gr Britain	14	1:00.96	+ 0.68	851	28.46
9.	Satoru Miyazaki	(92)	Japan	14	1:00.96	+ 0.76	851	27.74
11.	Barry McClements	(01)	Ireland	9	1:02.93	+ 0.81	820	30.00
12.	James Hollis	(94)	Gr Britain	10	59.08	+ 0.68	794	27.75
13.	Long Tin Chan	(01)	Hong Kong	14	1:02.67	+ 0.75	783	29.37
14.	Alex Portal	(02)	France	13	58.57	+ 0.71	777	27.65
15.	Alex Rosser	(96)	Gr Britain	14	1:03.36	+ 0.82	758	28.75
16.	Ka Chun Hui	(01)	Hong Kong	14	1:03.81	+ 0.79	742	30.38
16.	Elian Araya	(91)	Argentina	14	1:03.82	+ 0.67	742	29.60
18.	Jack Milne*	(01)	Gr Britain	14	1:04.05	+ 0.71	734	29.65
19.	Adam Ismael Wenham	(97)	Norway	14	1:04.54	+ 0.67	717	29.76
20.	Amilcar Guerra	(95)	Argentina	9	1:06.44	+ 0.85	697	31.27
21.	Taiga Hayashida	(89)	Japan	14	1:05.55	+ 0.76	684	30.86
21.	Florent Marais	(00)	France	10	1:02.07	+ 0.68	684	28.65
21.	Anas Zul Amirul Sidi	(00)	Malaysia	14	1:05.56	+ 0.64	684	29.74
24.	Liam Spence	(00)	Gr Britain	14	1:05.66	+ 0.78	681	30.85
25.	Hon Yin Wong	(01)	Hong Kong	14	1:05.89	+ 0.85	674	30.57
26.	Leo Lahteenmaki	(91)	Finland	9	1:07.57	+ 0.69	662	31.02
27.	Malte Braunschweig	(00)	Germany	9	1:08.54	+ 0.68	634	32.24
28.	Chung Wei Yoong	(95)	Malaysia	14	1:07.61	+ 0.77	624	30.97
29.	Tim Van Duuren	(98)	Netherlands	9	1:09.46	+ 0.67	610	32.20
	Phelipe Rodrigues	(90)	Brazil	10	DNC			




**Day 3 2 June 2018 Finals**

**EVENT 362 FINAL OF EVENT 312 Mens MC 100m Butterfly NAT**

**Multi-Disability by British Disability Points**

Place	Name	YoB	Club	Cat	Time	R.T.	BDPoints	50
1.	Rhys Davies	(01)	Pembs Cty	14	1:03.70	+ 0.75	746	29.95
2.	Louis Lawlor	(02)	Co Glasgow	14	1:06.33	+ 0.69	661	30.02
3.	Dylan Broom	(02)	Torfaen D	14	1:06.51	+ 0.79	655	30.75
4.	Cameron Vearncombe	(02)	Newquay	14	1:07.25	+ 0.81	634	30.61
5.	Adam Whyborne	(01)	Billingham	10	1:03.71	+ 0.75	633	29.58
6.	George Kelman-Johns	(01)	Clayesmore	14	1:07.85	+ 0.77	617	30.85
7.	Callum Pearson	(96)	Hastings	10	1:06.36	+ 0.72	560	31.28
8.	Adam Roebuck	(00)	Caradon	14	1:11.31	+ 0.65	531	31.87
9.	Matthew Redfern	(98)	Worcester	13	1:06.55	+ 0.71	529	30.87
10.	Jon Law	(97)	UniOfStirl	13	1:06.75	+ 0.69	525	30.69



**Day 4 3 June 2018**

**EVENT 401 Womens MC 200m Freestyle PWS**

**Multi-Disability by British Disability Points**

Place	Name	YoB	Club	Cat	Time	R.T.	BDPoints	50	100	150
1.	Tully Kearney	(97)	Gr Britain	5	2:48.51GBR	+ 0.88	932	37.87	1:19.76	2:04.53
2.	Jessica-Jane Applegate	(96)	Gr Britain	14	2:08.56	+ 0.80	856	30.02	1:03.14	1:36.16
3.	Bethany Firth	(96)	Gr Britain	14	2:11.05	+ 0.74	808	30.02	1:03.10	1:37.02
4.	Louise Fiddes	(01)	Gr Britain	14	2:15.61	+ 0.82	729	31.96	1:05.83	1:41.11
5.	Janina Breuer	(98)	Germany	14	2:18.67	+ 0.71	682	31.29	1:06.89	1:43.78
6.	Sarah Louise Rung	(89)	Norway	6	2:56.38	+ 0.88	679	-	1:26.60	-
7.	Ana Karolina Oliveira	(00)	Brazil	14	2:22.26	+ 0.55	632	32.50	1:08.99	1:46.05
8.	Mayumi Narita	(70)	Japan	5	3:12.52	-	625	43.67	-	2:24.46
9.	Chloe Davies	(98)	Gr Britain	14	2:22.83	+ 0.74	624	32.91	1:09.05	1:46.24
10.	Yui Lam Chan	(03)	Hong Kong	14	2:24.05	+ 0.79	608	34.54	1:11.21	1:48.45
11.	Sui Kei Cheong	(02)	Hong Kong	14	2:24.28	+ 0.68	605	34.38	1:11.12	1:48.12
12.	Danielle Hartin	(02)	Gr Britain	14	2:25.68	+ 0.80	588	33.05	1:10.73	1:49.59
13.	P Pereira Dos Santos	(77)	Brazil	4	3:33.87	-	576	46.14	1:37.91	2:36.11
14.	Ho Ying Cheung	(03)	Hong Kong	14	2:28.86	+ 0.57	551	35.53	1:13.73	1:52.16
15.	Janina Falk	(03)	Austria	14	2:29.31	+ 0.78	546	34.19	1:12.06	1:51.08
16.	Gina Boettcher	(01)	Germany	4	3:40.33	+ 0.56	526	-	1:47.54	-
17.	Thorey Magnúsdóttir	(99)	Iceland	14	2:33.44	+ 0.89	503	34.89	1:14.32	1:54.15
18.	Yan Ting Danielle Moi	(99)	Singapore	14	2:34.01	+ 0.79	498	35.13	1:16.05	1:57.00
19.	Beatriz Carneiro	(98)	Brazil	14	2:35.46	+ 0.74	484	34.19	1:13.26	1:54.37
20.	Mila Greening	(00)	USA	14	2:35.65	+ 0.94	482	34.24	1:14.78	1:56.27
21.	Peggy Sonntag	(99)	Germany	5	3:34.53	+ 0.58	451	-	-	-





**Day 4 3 June 2018**

**EVENT 403 Mens MC 200m Freestyle PWS**

**Multi-Disability by British Disability Points**

Place	Name	YoB	Club	Cat	Time	R.T.	BDPoints	50	100	150
1.	Thomas Hamer*	(98)	Gr Britain	14	1:58.52	+0.69	941	27.35	56.78	1:27.51
2.	Wai Lok Tang	(97)	Hong Kong	14	2:00.84	+0.76	888	28.17	58.42	1:29.25
3.	Keichi Nakajima*	(98)	Japan	14	2:01.08	+0.67	883	26.67	56.82	1:29.10
4.	Jordan Catchpole*	(99)	Gr Britain	14	2:01.38	+0.70	876	27.39	58.90	1:30.76
5.	Takayuki Suzuki	(87)	Japan	4	3:04.64	+0.81	863	40.63	1:26.17	2:15.20
6.	Dai Tokairin	(99)	Japan	14	2:02.65	+0.71	849	28.23	59.31	1:31.23
7.	Satoru Miyazaki	(92)	Japan	14	2:04.56	+0.72	811	28.94	1:00.16	1:32.10
8.	Yasuhiro Tanaka	(89)	Japan	14	2:05.17	+0.78	799	29.65	1:00.93	1:32.66
9.	Hon Yin Wong	(01)	Hong Kong	14	2:05.49	+0.80	793	28.93	1:00.45	1:33.20
10.	Jack Milne*	(01)	Gr Britain	14	2:06.22	+0.74	779	28.59	1:00.70	1:33.57
11.	Wa Kit Choi	(98)	Hong Kong	14	2:06.56	+0.73	773	29.51	1:01.54	1:34.36
12.	Tyler Ioannou*	(98)	Gr Britain	14	2:06.80	+0.45	769	29.23	1:02.26	1:34.83
13.	Liam Spence*	(00)	Gr Britain	14	2:07.59	+0.82	754	29.31	1:01.78	1:34.64
14.	Conner Morrison	(97)	Gr Britain	14	2:07.69	+0.64		28.81	1:00.76	1:33.93
15.	Robert Isak Jonsson	(01)	Iceland	14	2:07.78	+0.59	751	28.83	1:01.12	1:34.13
16.	Ka Chun Hui	(01)	Hong Kong	14	2:07.83	+0.88	750	30.09	1:02.67	1:35.61
17.	Michael Schoenmaker*	(83)	Netherlands	4	3:14.27	+0.81	741	43.86	1:33.72	2:22.99
18.	Alex Rosser*	(96)	Gr Britain	14	2:10.07	+0.85	712	30.17	1:03.02	1:36.33
19.	Long Tin Chan	(01)	Hong Kong	14	2:10.63	+0.75	703	29.71	1:03.08	1:37.31
20.	Alberto Abarza	(84)	Chile	2	4:12.95	+0.55	671	1:01.65	2:05.59	3:08.88
21.	Adam Ismael Wenham*	(97)	Norway	14	2:14.27	+0.70	647	30.99	1:05.22	1:40.05
22.	Garner Moss*	(92)	USA	14	2:17.78	+0.63	599	30.26	1:05.14	1:41.80
23.	Mohd Abdullah	(99)	Malaysia	14	2:18.05	+0.63	596	32.14	1:05.81	1:42.01
24.	Zhi Weng Zadrian Chan	(02)	Malaysia	14	2:18.24	+0.86	593	29.41	1:02.82	1:40.08
25.	Chung Wei Yoong	(95)	Malaysia	14	2:20.38	+0.73	566	31.13	1:06.76	-
26.	Chayapol Rengkuankwai	(04)	Thailand	14	2:21.50	+0.83	553	31.38	1:07.51	1:44.71
27.	Anas Zul Amirul Sidi*	(00)	Malaysia	14	2:22.55	+0.66	541	31.41	1:06.61	1:44.40
28.	Jin Ping Ting	(97)	Malaysia	14	2:23.72	+0.84	528	32.36	1:08.94	1:46.89
29.	Eng Kiong Benson Tan*	(91)	Singapore	14	2:26.81	+0.70	495	30.76	1:07.58	1:46.65
30.	Liang Chou Han*	(96)	Singapore	14	2:28.86	+0.87	475	33.49	1:11.58	1:51.24
31.	Jirachot Chuvong*	(00)	Thailand	14	2:29.58	+0.98	468	33.60	1:11.06	1:50.54
32.	Muhammad Zulkafly	(95)	Malaysia	5	3:21.80	+0.66	382	39.66	1:28.58	2:25.24
33.	Itzhak Mamistvalov	(79)	Israel	2	5:10.52	+0.89	363	1:09.02	2:28.17	3:49.86
34.	Curtis Lovejoy	(57)	USA	2	6:02.29	+0.88	228	1:25.33	2:56.76	4:31.68
35.	Mohammad Shaikh	(86)	India	5	4:12.46	+0.77	195	50.87	1:56.30	3:05.24
36.	Joao Pinho	(92)	Portugal	5	4:33.98	+0.74	152	-	2:09.12	-
	Darko Duric	(89)	Slovenia	4	DNC					



**Day 4 3 June 2018**

**EVENT 404 Mens MC 200m Freestyle NAT**

**Multi-Disability by British Disability Points**

Place	Name	YoB	Club	Cat	Time	R.T.	BDPoints	50	100	150
1.	Dylan Broom	(02)	Torfaen D	14	2:02.62	+ 0.78	850	28.54	59.33	1:31.08
2.	Rhys Davies	(01)	Pembs Cty	14	2:06.71	+ 0.73	770	28.48	59.75	1:33.00
3.	Louis Lawlor	(02)	Co Glasgow	14	2:07.59	+ 0.70	754	29.16	1:01.50	1:35.40
4.	George Kelman-Johns	(01)	Clayesmore	14	2:10.50	+ 0.77	705	29.13	1:01.46	1:36.46
5.	James Edwards	(99)	Calne Alpha	14	2:12.86	+ 0.80	668	29.77	1:03.24	1:38.63
6.	Gavin Roberts	(99)	Co Glasgow	14	2:16.31	+ 0.76	619	30.38	1:04.25	1:39.80
7.	Cameron Vearncombe	(02)	Newquay	14	2:18.53	+ 0.72	589	31.58	1:06.81	1:43.11
8.	Evan Holt	(03)	Cockermouth	14	2:20.93	+ 0.65	560	32.19	1:08.38	1:45.24
9.	Christopher Currie	(94)	Co Oxford	14	2:22.39	+ 0.72	543	33.01	1:09.55	1:46.16
10.	Joshua Fairchild	(98)	Co Coventry	14	2:22.84	+ 0.86	538	32.31	1:08.96	1:46.68
11.	Caleb Grace	(98)	Littleh'pton	14	2:24.08	+ 0.75	524	31.93	1:08.56	1:47.49
11.	Adam Roebuck	(00)	Caradon	14	2:24.09	+ 0.65	524	31.36	1:07.97	1:46.59
13.	George Eldredge	(01)	Brompton	14	2:27.15	+ 0.81	492	32.09	1:09.42	1:48.43
14.	Owen Garsides	(01)	KingstonHull	14	2:27.85	+ 0.88	485	32.07	1:08.61	1:48.78
15.	Ryan Potter	(03)	Blackpool Aq	14	2:34.23	+ 0.70	427	33.40	1:12.88	1:53.76
16.	Joseph Greaves	(03)	Littleh'pton	14	2:34.54	+ 0.78	424	32.65	1:13.33	1:55.39
17.	Peter Harper	(98)	Marlborough	14	2:40.46	+ 0.81	379	34.89	1:15.55	1:58.60
18.	Harvey Phillips	(04)	Louth	4	4:15.71	+ 0.92	325	59.26	2:04.82	3:11.43
19.	Liam Hardy	(03)	Co Manch Aq	14	2:55.20	+ 0.91	291	37.31	1:22.16	2:09.98
20.	Conor Freeman	(01)	Leic Peng	14	3:01.15	+ 0.71	263	37.57	1:23.70	2:13.60
	Lachlan Macbeth	(93)	Inverness	14	DNC					

**Day 4 3 June 2018**

**EVENT 405 Womens MC 400m Freestyle PWS**

**Multi-Disability by British Disability Points**

Place	Name	YoB	Club	Cat	Time	R.T.	BDPoints				
1.	Liesette Bruinsma	(00)	Netherlands	11	5:15.95	+ 0.74	951				
	50m 35.00	100m 1:14.53	150m 1:55.65		200m 2:36.31	250m 3:15.62	300m 3:56.82	350m 4:37.58	400m 5:15.95		
2.	Aurelie Rivard	(96)	Canada	10	4:36.77	+ 0.71	927				
	50m 31.87	100m 1:06.16	150m 1:41.04		200m 2:16.55	250m 2:51.52	300m 3:27.03	350m 4:01.89	400m 4:36.77		
3.	Naomi Maike Schnittger	(94)	Germany	12	4:44.64	+ 0.76	923				
	50m 32.62	100m 1:08.52	150m 1:45.21		200m 2:21.54	250m 2:57.34	300m 3:34.08	350m 4:09.65	400m 4:44.64		
4.	Elodie Lorandi*	(89)	France	10	4:45.74	+ 0.81	843				
	50m 31.57	100m 1:06.40	150m 1:42.41		200m 2:18.98	250m 2:55.38	300m 3:32.47	350m 4:09.43	400m 4:45.74		
5.	Eleanor Simmonds	(94)	Gr Britain	6	5:35.26	+ 0.68	826				
	50m 39.03	100m -	150m 2:02.96		200m -	250m 3:28.41	300m 4:11.00	350m 4:53.65	400m 5:35.26		
6.	Bianka Pap	(00)	Hungary	10	4:48.39	+ 0.65	820				
	50m 32.01	100m 1:07.44	150m 1:43.80		200m 2:20.58	250m 2:57.12	300m 3:34.42	350m 4:11.71	400m 4:48.39		
7.	Grace Harvey	(98)	Gr Britain	6	5:36.56	+ 0.87	817				
	50m 38.51	100m 1:20.29	150m 2:03.29		200m 2:47.04	250m 3:28.47	300m 4:11.47	350m 4:55.00	400m 5:36.56		
8.	Zara Mullooly	(02)	Gr Britain	10	4:49.01	+ 0.77	815				
	50m 32.30	100m 1:07.60	150m 1:43.92		200m 2:21.15	250m 2:59.05	300m 3:36.25	350m 4:13.74	400m 4:49.01		
9.	Maisie Summers-Newton	(02)	Gr Britain	6	5:38.43	+ 0.65	803				
	50m 38.21	100m 1:20.52	150m 2:03.53		200m 2:47.14	250m 3:29.79	300m 4:12.91	350m 4:56.03	400m 5:38.43		
10.	Rosie Bancroft	(95)	Gr Britain	10	4:52.13	+ 0.87	789				
	50m 33.80	100m 1:09.72	150m 1:46.50		200m 2:23.92	250m 3:01.24	300m 3:38.46	350m 4:15.66	400m 4:52.13		
11.	Lisa Kruger	(00)	Netherlands	10	4:52.42	+ 0.88	786				
	50m 32.14	100m 1:08.43	150m 1:46.16		200m 2:24.32	250m 3:01.96	300m 3:39.66	350m 4:16.93	400m 4:52.42		
12.	Toni Shaw	(03)	Gr Britain	9	4:49.82	+ 0.56	754				
	50m 33.76	100m 1:09.42	150m 1:45.38		200m 2:22.15	250m 2:59.07	300m 3:36.65	350m 4:13.81	400m 4:49.82		
13.	Verena Schott	(89)	Germany	6	5:46.29	+ 0.90	750				
	50m 40.01	100m 1:23.40	150m 2:07.83		200m 2:51.99	250m 3:36.23	300m 4:20.07	350m 5:04.36	400m 5:46.29		
14.	Anaëlle Roulet	(96)	France	10	4:57.33	+ 0.74	748				
	50m 32.97	100m 1:09.28	150m 1:47.22		200m 2:25.66	250m 3:03.26	300m 3:41.15	350m 4:19.68	400m 4:57.33		
15.	Airi Ike	(98)	Japan	10	4:57.66	+ 0.69	745				
	50m 32.31	100m 1:08.21	150m 1:45.82		200m 2:24.06	250m 3:02.87	300m 3:40.35	350m 4:19.56	400m 4:57.66		
16.	Mikaela Jenkins	(03)	USA	10	4:59.38	+ 0.80	733				
	50m 34.44	100m 1:11.36	150m 1:49.15		200m 2:26.97	250m 3:04.69	300m 3:42.64	350m 4:21.10	400m 4:59.38		
17.	Chikako Ono	(94)	Japan	11	5:50.49	+ 0.81	697				
	50m 36.34	100m 1:17.76	150m 2:04.46		200m 2:50.96	250m 3:36.75	300m 4:22.54	350m 5:07.60	400m 5:50.49		
18.	Manon Vermarien	(97)	Netherlands	9	4:59.92	+ 0.79	680				
	50m 35.03	100m 1:11.86	150m 1:49.47		200m 2:27.41	250m 3:05.50	300m 3:43.73	350m 4:22.19	400m 4:59.92		
19.	Ayano Tsujiuchi	(96)	Japan	13	4:56.25	+ 0.70	672				
	50m 31.70	100m 1:06.44	150m 1:43.55		200m 2:21.68	250m 3:00.26	300m 3:38.88	350m 4:18.09	400m 4:56.25		
20.	C Jeronimo De Araujo	(98)	Brazil	8	5:20.71	+ 0.67	667				
	50m 35.11	100m 1:14.54	150m 1:55.34		200m 2:36.72	250m 3:17.37	300m 3:58.93	350m 4:40.44	400m 5:20.71		
21.	Keira Stephens	(03)	Australia	10	5:13.38	+ 0.84	639				
	50m 34.87	100m 1:14.31	150m 1:54.88		200m 2:34.80	250m 3:14.86	300m 3:55.46	350m 4:35.40	400m 5:13.38		
21.	Coral Farrell	(01)	Gr Britain	10	5:13.28	+ 0.75	639				
	50m 33.56	100m 1:11.31	150m 1:50.82		200m 2:31.40	250m 3:12.23	300m 3:53.00	350m 4:33.59	400m 5:13.28		
23.	Abby Kane	(03)	Gr Britain	13	5:04.72	+ 0.88	618				
	50m 34.98	100m 1:13.23	150m 1:52.51		200m 2:31.23	250m 3:09.43	300m 3:48.08	350m 4:27.02	400m 5:04.72		
24.	Grace Bristow	(01)	USA	10	5:17.02	+ 0.76	617				
	50m 34.30	100m 1:12.43	150m 1:52.59		200m 2:33.13	250m 3:14.27	300m 3:55.40	350m 4:36.15	400m 5:17.02		
25.	Elizabeth Slack	(96)	Australia	10	5:17.19	+ 0.95	616				
	50m 35.92	100m 1:15.63	150m 1:55.95		200m 2:36.28	250m 3:16.77	300m 3:57.02	350m 4:37.49	400m 5:17.19		
26.	Sakura Koike	(01)	Japan	7	5:54.68	+ 0.56	599				
	50m 41.06	100m 1:24.84	150m 2:09.53		200m 2:54.34	250m 3:39.97	300m -	350m 5:10.38	400m 5:54.68		
27.	Marlene Endrolath	(01)	Germany	13	5:10.44	+ 0.72	584				
	50m 34.50	100m 1:12.53	150m 1:52.08		200m 2:32.15	250m 3:12.22	300m 3:52.55	350m 4:32.35	400m 5:10.44		
28.	Lily Macleod	(01)	Gr Britain	13	5:11.55	+ 0.65	578				
	50m 33.58	100m 1:11.33	150m 1:50.23		200m 2:29.74	250m 3:09.94	300m 3:50.50	350m 4:31.39	400m 5:11.55		
29.	Alyssia Crook	(98)	USA	9	5:18.21	+ 0.89	569				
	50m 35.38	100m -	150m 1:54.65		200m -	250m -	300m -	350m 4:38.49	400m 5:18.21		
30.	Sophia Herzog	(97)	USA	6	6:20.93	+ 0.56	563				
	50m 41.70	100m 1:27.28	150m 2:14.95		200m -	250m -	300m 4:42.48	350m 5:31.76	400m 6:20.93		
31.	Ailbhe Kelly	(98)	Ireland	8	5:42.35	+ 0.91	549				
	50m 39.54	100m 1:21.62	150m 2:05.01		200m 2:48.98	250m 3:32.27	300m 4:16.04	350m 4:59.83	400m 5:42.35		
32.	Katie Crowhurst	(04)	Gr Britain	13	5:19.65	+ 0.82	535				
	50m 34.34	100m 1:14.05	150m 1:55.07		200m 2:36.55	250m 3:18.15	300m 3:59.51	350m 4:40.34	400m 5:19.65		
33.	Beth Johnston	(01)	Gr Britain	10	5:34.52	+ 0.87	525				
	50m 35.85	100m 1:16.60	150m 1:59.53		200m 2:43.09	250m 3:26.45	300m 4:09.99	350m 4:53.34	400m 5:34.52		
34.	Valentina Munoz	(01)	Chile	8	5:47.63	+ 0.66	524				
	50m 37.56	100m 1:20.00	150m 2:04.45		200m 2:49.56	250m 3:34.23	300m 4:19.55	350m 5:04.62	400m 5:47.63		
35.	Jessika Markkanen	(99)	Finland	9	5:31.38	+ 0.78	504				
	50m 37.71	100m 1:19.62	150m 2:02.94		200m 2:45.94	250m 3:28.17	300m 4:10.21	350m 4:51.34	400m 5:31.38		
36.	Isabella Blanchard	(02)	USA	9	5:31.71	+ 0.72	503				
	50m 35.63	100m 1:16.41	150m 1:59.45		200m -	250m 3:27.91	300m 4:09.63	350m 4:52.64	400m 5:31.71		
37.	Tomomi Ishiura	(88)	Japan	11	6:33.08	+ 0.91	494				
	50m 43.89	100m 1:35.32	150m 2:27.22		200m 3:19.21	250m 4:10.21	300m 4:59.96	350m 5:50.69	400m 6:33.08		



**Day 4 3 June 2018**

**EVENT 405 Womens MC 400m Freestyle PWS**

**Multi-Disability by British Disability Points**

38. Rebecca Lewis	(03) Gr Britain	10	5:41.86	+ 0.87	492					
50m 36.56	100m 1:18.50	150m 2:02.49	200m 2:46.69	250m 3:30.63	300m 4:15.37	350m 4:59.24	400m 5:41.86			
39. Hope Gordon	(94) Gr Britain	9	5:40.31	+ 0.96	465					
50m 35.88	100m 1:15.99	150m 1:59.14	200m 2:43.36	250m 3:27.76	300m 4:12.76	350m 4:57.05	400m 5:40.31			
40. Jasmin Beutler	(00) Germany	6	6:46.57	+ 0.82	463					
50m 44.43	100m 1:35.65	150m 2:28.61	200m -	250m 4:15.21	300m 5:07.20	350m 5:57.71	400m 6:46.57			
41. Krystal Shaw	(94) Canada	7	6:33.89	+ 0.81	437					
50m 42.53	100m 1:29.63	150m 2:20.71	200m 3:11.91	250m 4:03.25	300m 4:54.04	350m 5:44.70	400m 6:33.89			
42. Mikuni Utsugi	(03) Japan	9	5:47.97	+ 0.63	435					
50m 36.15	100m 1:18.71	150m 2:02.99	200m 2:47.71	250m 3:33.77	300m 4:20.04	350m 5:04.62	400m 5:47.97			
43. Renata Pinto	(99) Portugal	9	5:53.92	+ 0.94	414					
50m 38.47	100m 1:22.23	150m 2:07.58	200m 2:52.28	250m 3:37.68	300m 4:23.41	350m 5:09.08	400m 5:53.92			
44. Levana Hanson	(00) Gr Britain	8	6:27.17	+ 0.56	379					
50m 43.18	100m 1:31.09	150m 2:20.43	200m 3:09.55	250m 3:59.49	300m 4:49.61	350m 5:40.06	400m 6:27.17			
45. Amanda Palyo	(01) USA	9	6:10.44	+ 0.83	361					
50m 37.68	100m 1:22.58	150m 2:10.20	200m 2:58.63	250m 3:46.57	300m 4:35.05	350m 5:23.29	400m 6:10.44			
46. Rebecca Franks	(97) Gr Britain	9	7:21.30	+ 0.90	213					
50m 45.63	100m 1:40.50	150m 2:37.31	200m 3:34.04	250m 4:31.59	300m 5:29.52	350m 6:27.42	400m 7:21.30			
Shokhsan Toshpulatova	(97) Uzbekistan	13	DNC							

**Day 4 3 June 2018**

**EVENT 406 Womens MC 400m Freestyle NAT**

**Multi-Disability by British Disability Points**


Place	Name	YoB	Club	Cat	Time	R.T.	BDPoints				
1.	Harriet Dickinson		(97) Gloucester	10	5:21.48	+ 0.96	592				
	50m 35.92	100m 1:14.73	150m 1:55.01		200m 2:35.41	250m 3:16.52	300m 3:58.48	350m 4:40.64	400m 5:21.48		
2.	Charlotte Hyde		(02) Camden Swiss	7	6:03.34	+ 0.74	557				
	50m -	100m 1:26.27	150m 2:13.04		200m 2:58.89	250m -	300m 4:31.68	350m 5:17.83	400m 6:03.34		
3.	Drew Stables		(02) Cockermouth	10	5:29.73	+ 0.80	548				
	50m 35.67	100m 1:15.85	150m 1:57.82		200m 2:39.66	250m 3:22.45	300m 4:05.11	350m 4:48.12	400m 5:29.73		
4.	Ella Cooper-Holmes		(00) Cockermouth	7	6:10.76	+ 0.88	524				
	50m 41.01	100m 1:26.74	150m 2:13.58		200m 3:01.34	250m 3:48.50	300m 4:35.96	350m 5:23.87	400m 6:10.76		
5.	Georgia Howell		(02) Littleh'pton	6	6:40.76	+ 0.80	484				
	50m 46.05	100m 1:37.28	150m 2:29.55		200m 3:20.85	250m 4:12.46	300m 5:04.42	350m 5:53.95	400m 6:40.76		
6.	Eleanor Bamber		(96) Man & NW Dis	10	5:47.85	+ 0.93	467				
	50m 37.97	100m 1:20.93	150m 2:05.22		200m 2:50.08	250m 3:34.80	300m 4:20.22	350m 5:05.13	400m 5:47.85		
7.	Seren Leconte		(04) RCT Squad	9	5:44.14	+ 0.65	450				
	50m 38.80	100m 1:22.49	150m 2:06.92		200m 2:51.50	250m 3:34.78	300m 4:19.22	350m 5:02.38	400m 5:44.14		
8.	Rachel Tweedie		(98) Marple	14	5:50.86	+ 0.84	441				
	50m 36.36	100m 1:17.35	150m 2:02.76		200m 2:49.61	250m 3:37.07	300m 4:23.74	350m 5:08.37	400m 5:50.86		
9.	Abigail Daly		(05) Devonport	14	5:51.47	+ 0.88	438				
	50m 38.75	100m 1:22.73	150m 2:08.50		200m 2:55.03	250m 3:39.14	300m 4:23.87	350m 5:08.59	400m 5:51.47		
10.	Maya Brisco		(00) Staines	9	5:58.71	+ 0.65	397				
	50m 39.41	100m 1:22.83	150m 2:08.64		200m 2:55.04	250m 3:40.91	300m 4:27.53	350m 5:13.84	400m 5:58.71		
11.	Porsha Jones		(02) Shrewsbury	10	6:09.28	+ 0.77	390				
	50m 38.53	100m 1:22.59	150m 2:09.01		200m 2:56.56	250m 3:45.61	300m 4:34.30	350m 5:23.50	400m 6:09.28		
12.	Rachael Partington		(05) Co Manch Aq	10	6:10.63	+ 0.92	386				
	50m 40.92	100m 1:27.88	150m 2:16.27		200m 3:05.45	250m 3:54.17	300m 4:42.95	350m 5:29.83	400m 6:10.63		
13.	Erin Swann		(01) Bellshill	10	6:11.29	+ 0.79	384				
	50m 39.55	100m 1:25.49	150m 2:13.25		200m 3:01.16	250m 3:48.95	300m 4:37.41	350m 5:26.19	400m 6:11.29		
14.	Sallie Phillips		(99) Gloucester	7	6:57.41	+ 0.87	367				
	50m 47.25	100m 1:39.41	150m 2:33.56		200m 3:28.28	250m 4:21.99	300m 5:15.09	350m 6:07.34	400m 6:57.41		
15.	Isabel Dean		(04) Leic Peng	10	6:22.73	+ 0.76	350				
	50m 42.86	100m 1:30.63	150m 2:19.69		200m 3:08.79	250m 3:58.45	300m 4:47.78	350m 5:37.20	400m 6:22.73		
16.	Madeleine Harris		(03) Elmbridge	9	6:15.95	+ 0.80	345				
	50m 41.27	100m 1:29.18	150m 2:17.11		200m -	250m -	300m -	350m 5:29.63	400m 6:15.95		
17.	Isla Howe		(02) Nova Cent'n	7	7:07.23	+ 0.69	342				
	50m 46.50	100m 1:39.49	150m 2:33.44		200m 3:28.71	250m 4:22.92	300m 5:19.06	350m 6:14.88	400m 7:07.23		
18.	Laura Pilkington		(97) Broxburn	6	7:33.78	+ 0.49	333				
	50m 50.62	100m 1:47.34	150m 2:46.92		200m 3:47.99	250m 4:44.48	300m 5:42.92	350m 6:39.61	400m 7:33.78		
19.	Eliza Humphrey		(05) Northampton	12	6:46.26	+ 0.96	317				
	50m 45.79	100m 1:37.60	150m 2:29.81		200m 3:22.33	250m 4:14.31	300m 5:06.72	350m 5:58.55	400m 6:46.26		
20.	Genevieve Hunter		(02) Beachfield	8	6:53.69	+ 0.82	311				
	50m 46.11	100m 1:38.43	150m 2:31.89		200m 3:25.57	250m 4:18.60	300m 5:12.82	350m 6:04.41	400m 6:53.69		
21.	Eva French		(07) Nuneaton	10	6:44.86	+ 0.95	296				
	50m 45.32	100m -	150m 2:30.13		200m 3:22.92	250m 4:15.15	300m -	350m 5:58.76	400m 6:44.86		
22.	Katherine Healey		(99) Bletchley	12	6:56.85	+ 0.90	293				
	50m 41.67	100m 1:32.48	150m 2:25.37		200m 3:19.99	250m 4:14.90	300m 5:11.70	350m 6:06.99	400m 6:56.85		
23.	Anna Binns		(88) Orion	12	6:57.48	+ 0.74	292				
	50m 45.12	100m 1:37.98	150m 2:33.29		200m 3:26.24	250m 4:18.96	300m 5:10.74	350m 6:04.96	400m 6:57.48		
24.	Scarlett Humphrey		(05) Northampton	12	6:59.93	+ 0.65	287				
	50m 44.51	100m 1:36.84	150m 2:30.12		200m 3:24.19	250m 4:19.46	300m -	350m -	400m 6:59.93		
25.	Samantha Lewis		(92) Satellite	9	6:40.41	+ 0.94	285				
	50m 44.34	100m 1:34.03	150m 2:24.93		200m 3:17.20	250m 4:08.45	300m 5:00.27	350m 5:51.35	400m 6:40.41		
26.	Lauren Sanders		(86) Warrington W	7	7:45.96	+ 0.71	264				
	50m 52.28	100m 1:48.81	150m 2:48.68		200m 3:48.59	250m 4:48.80	300m 5:48.63	350m 6:49.02	400m 7:45.96		
27.	Fabienne Andre		(96) Mid Sussex	8	7:20.87	+ 0.92	257				
	50m 46.24	100m 1:41.80	150m 2:39.18		200m 3:36.07	250m 4:32.91	300m 5:30.15	350m 6:24.78	400m 7:20.87		
28.	Charlotte McGuinness		(01) Harrogate	6	8:22.56	+ 0.65	245				
	50m 57.55	100m 2:00.73	150m 3:04.42		200m 4:08.46	250m 5:12.92	300m 6:17.14	350m 7:20.18	400m 8:22.56		
29.	Ellie Spokes		(03) Northampton	6	8:25.00	+ 0.60	241				
	50m 56.22	100m 2:00.60	150m 3:04.93		200m 4:08.95	250m 5:14.15	300m 6:18.80	350m 7:24.97	400m 8:25.00		
30.	Emily-Jane Surgeoner		(07) Orion	9	7:04.46	+ 0.89	240				
	50m 48.87	100m 1:41.57	150m 2:36.50		200m 3:30.86	250m 4:26.32	300m 5:20.50	350m 6:14.57	400m 7:04.46		
31.	Elizabeth Foster		(04) Havat & Wat	8	7:38.47	+ 0.87	228				
	50m 53.55	100m 1:51.43	150m 2:49.70		200m 3:49.22	250m 4:48.76	300m 5:48.18	350m 6:45.29	400m 7:38.47		
	Charli Vines		(98) Harrogate	14	DNC						
	Hollie Pinder		(02) Donc Dartes	9	DNC						

**Day 4 3 June 2018**

**EVENT 407 Mens MC 400m Freestyle PWS**

**Multi-Disability by British Disability Points**

Place	Name	YoB	Club	Cat	Time	R.T.	BDPoints				
1.	Facundo Jose Arregui	(97)	Argentina	7	4:54.12	+ 0.66	854				
	50m 34.02	100m 1:10.75	150m 1:47.35		200m 2:24.36	250m 3:01.23	300m 3:39.01	350m 4:16.95	400m 4:54.12		
2.	Lewis White	(00)	Gr Britain	9	4:24.63	+ 0.69	842				
	50m 28.80	100m 1:01.12	150m 1:34.25		200m 2:08.23	250m 2:42.57	300m 3:16.91	350m 3:51.42	400m 4:24.63		
3.	Uchu Tomita	(89)	Japan	11	4:36.99	+ 0.72	834				
	50m 30.28	100m 1:05.25	150m 1:40.75		200m 2:16.17	250m 2:51.32	300m 3:27.27	350m 4:02.73	400m 4:36.99		
4.	David Grachat	(87)	Portugal	9	4:28.57	+ 0.81	805				
	50m 31.09	100m 1:04.33	150m 1:38.15		200m 2:12.58	250m 2:47.32	300m 3:22.10	350m 3:55.66	400m 4:28.57		
5.	Jonathan Booth*	(98)	Gr Britain	9	4:28.87	+ 0.63	803				
	50m 29.57	100m 1:02.78	150m 1:37.12		200m 2:11.76	250m 2:46.16	300m 3:20.75	350m 3:55.71	400m 4:28.87		
6.	Alex Portal	(02)	France	13	4:13.85	+ 0.72	799				
	50m 28.78	100m 1:00.63	150m 1:33.01		200m 2:05.28	250m 2:37.85	300m 3:10.07	350m 3:42.71	400m 4:13.85		
7.	Oliver Hynd	(94)	Gr Britain	9	4:29.43	+ 0.81	798				
	50m 30.22	100m 1:02.90	150m 1:36.71		200m 2:10.81	250m 2:45.45	300m 3:20.03	350m 3:55.02	400m 4:29.43		
8.	Bas Takken	(99)	Netherlands	10	4:17.31	+ 0.72	788				
	50m 27.74	100m 58.91	150m 1:31.63		200m 2:04.68	250m 2:38.03	300m 3:11.58	350m 3:45.23	400m 4:17.31		
9.	Barry McClements	(01)	Ireland	9	4:34.30	+ 0.79	756				
	50m 30.20	100m 1:04.00	150m 1:38.29		200m 2:12.95	250m 2:47.67	300m 3:23.28	350m 3:58.88	400m 4:34.30		
10.	Andreas Bjornstad	(97)	Norway	7	5:06.70	+ 0.93	753				
	50m 36.46	100m 1:14.70	150m 1:52.92		200m 2:31.70	250m 3:09.84	300m 3:49.36	350m 4:28.53	400m 5:06.70		
11.	Ruan Lima De Souza	(92)	Brazil	10	4:26.34	+ 0.64	710				
	50m 28.90	100m 1:01.11	150m 1:34.71		200m 2:08.83	250m 2:43.04	300m 3:17.93	350m 3:52.35	400m 4:26.34		
11.	Tobias Pollap	(86)	Germany	7	5:12.89	+ 0.83	710				
	50m 35.00	100m 1:14.13	150m 1:53.71		200m 2:33.26	250m 3:12.70	300m 3:52.52	350m 4:32.90	400m 5:12.89		
13.	Inaki Basilloff	(01)	Argentina	8	4:51.59	+ 0.83	706				
	50m 33.37	100m 1:09.47	150m 1:46.29		200m 2:23.55	250m 3:00.62	300m 3:37.68	350m 4:14.98	400m 4:51.59		
14.	Justin Kaps	(01)	Germany	10	4:27.53	+ 0.76	701				
	50m 30.47	100m 1:03.73	150m 1:38.02		200m 2:12.24	250m 2:46.76	300m 3:20.93	350m 3:55.33	400m 4:27.53		
15.	Ruiter Silva	(92)	Brazil	9	4:41.35	+ 0.80	700				
	50m 32.02	100m 1:07.86	150m 1:44.11		200m 2:19.87	250m 2:55.61	300m 3:31.15	350m 4:06.58	400m 4:41.35		
16.	Zach Zona	(98)	Canada	8	4:52.64	+ 0.66	699				
	50m 32.93	100m 1:08.59	150m 1:44.95		200m 2:21.85	250m 2:58.56	300m 3:36.62	350m 4:14.78	400m 4:52.64		
17.	Thijs Van Den End	(93)	Netherlands	9	4:41.68	+ 0.84	698				
	50m 30.88	100m 1:04.53	150m 1:39.09		200m 2:14.55	250m 2:50.34	300m 3:27.20	350m 4:04.35	400m 4:41.68		
18.	Florent Marais	(00)	France	10	4:28.92	+ 0.68	690				
	50m 31.13	100m 1:04.14	150m 1:38.10		200m 2:12.43	250m 2:46.63	300m 3:20.88	350m 3:55.52	400m 4:28.92		
19.	Thijs Van Hofweegen	(96)	Netherlands	6	5:26.33	+ 0.90	685				
	50m 35.13	100m 1:15.40	150m 1:57.54		200m 2:39.50	250m 3:20.88	300m 4:03.29	350m 4:45.35	400m 5:26.33		
20.	Rogier Dorsman	(99)	Netherlands	12	4:39.76	+ 0.71	679				
	50m 31.41	100m 1:06.12	150m 1:41.45		200m 2:17.10	250m 2:53.08	300m 3:29.12	350m 4:04.86	400m 4:39.76		
21.	David Gelfand	(98)	USA	9	4:45.23	+ 0.67	672				
	50m 31.93	100m 1:06.65	150m 1:42.81		200m 2:19.45	250m 2:56.15	300m 3:33.09	350m 4:09.44	400m 4:45.23		
22.	Genki Saito	(98)	Japan	13	4:28.98	+ 0.78	671				
	50m 29.64	100m 1:01.95	150m 1:35.94		200m 2:10.56	250m 2:46.43	300m 3:21.51	350m 3:56.97	400m 4:28.98		
23.	Enzo Verpiot	(01)	France	7	5:20.00	+ 0.82	663				
	50m 36.60	100m 1:15.77	150m 1:55.99		200m 2:36.76	250m 3:17.88	300m 3:58.96	350m 4:40.15	400m 5:20.00		
24.	Felix-Ulli Fichtelmann	(01)	Germany	9	4:49.11	+ 0.71	646				
	50m 32.14	100m 1:07.79	150m 1:44.07		200m 2:20.97	250m 2:57.78	300m 3:35.56	350m 4:13.17	400m 4:49.11		
25.	Jonathan Fox*	(91)	Gr Britain	8	5:00.62	+ 0.73	645				
	50m 32.92	100m 1:09.21	150m 1:46.74		200m 2:25.44	250m 3:04.48	300m 3:43.70	350m 4:22.81	400m 5:00.62		
25.	Malte Braunschweig	(00)	Germany	9	4:49.18	+ 0.67	645				
	50m 32.54	100m 1:08.63	150m 1:44.93		200m 2:21.63	250m 2:57.99	300m 3:34.88	350m 4:12.31	400m 4:49.18		
27.	Daniel Videira	(92)	Portugal	6	5:33.08	+ 0.84	644				
	50m -	100m 1:23.20	150m 2:05.33		200m 2:47.78	250m 3:29.75	300m 4:11.09	350m 4:52.66	400m 5:33.08		
28.	Jonathan McGrath	(93)	Ireland	8	5:01.71	+ 0.89	638				
	50m 34.72	100m 1:12.56	150m 1:50.69		200m 2:29.00	250m 3:07.62	300m 3:46.27	350m 4:24.76	400m 5:01.71		
29.	Oliver Carter	(00)	Gr Britain	10	4:38.59	+ 0.73	621				
	50m 28.83	100m 1:01.30	150m 1:34.82		200m 2:09.99	250m 2:45.34	300m 3:22.09	350m 3:59.98	400m 4:38.59		
30.	Patrick Flanagan	(97)	Ireland	6	5:38.73	+ 0.80	613				
	50m 41.12	100m 1:23.20	150m 2:05.85		200m 2:48.20	250m 3:31.29	300m 4:14.38	350m 4:57.18	400m 5:38.73		
31.	Talisson Glock	(95)	Brazil	6	5:39.28	+ 0.94	610				
	50m 38.01	100m 1:18.81	150m 2:02.04		200m 2:45.70	250m 3:29.00	300m 4:13.44	350m 4:58.06	400m 5:39.28		
32.	Benjamin Grainger	(03)	Gr Britain	10	4:41.81	+ 0.75	600				
	50m 31.48	100m 1:06.53	150m 1:43.05		200m 2:19.13	250m 2:54.79	300m 3:30.48	350m 4:06.50	400m 4:41.81		
33.	Sergio Zayas	(90)	Argentina	11	5:11.08	+ 0.93	589				
	50m 34.69	100m 1:12.34	150m 1:51.17		200m 2:30.77	250m 3:10.90	300m 3:51.09	350m 4:31.44	400m 5:11.08		
34.	Julien Viot	(99)	France	6	5:45.10	+ 0.94	579				
	50m 37.42	100m 1:20.04	150m 2:03.52		200m 2:48.00	250m 3:31.95	300m 4:16.84	350m 5:01.35	400m 5:45.10		
35.	Kaimar Kaldma	(86)	Estonia	12	4:58.55	+ 0.86	559				
	50m 32.10	100m 1:09.32	150m 1:46.82		200m 2:25.17	250m 3:04.06	300m 3:43.24	350m 4:22.75	400m 4:58.55		
36.	Jaxon Simmons	(00)	Gr Britain	13	4:45.96	+ 0.77	558				
	50m 32.09	100m 1:07.03	150m 1:43.74		200m 2:20.09	250m 2:57.77	300m 3:33.89	350m 4:10.29	400m 4:45.96		



**Day 4 3 June 2018**

**EVENT 407 Mens MC 400m Freestyle PWS**

**Multi-Disability by British Disability Points**

37. Yoav Valinsky	(88) Israel	6	5:52.55	+ 0.87	543				
50m 40.13	100m 1:24.17	150m 2:08.64	200m 2:52.59	250m 3:37.17	300m -	350m 5:08.64	400m 5:52.55		
38. Fraidden Dawan	(86) Malaysia	10	4:53.43	+ 0.92	531				
50m 34.54	100m 1:11.62	150m 1:48.85	200m 2:26.11	250m 3:04.77	300m 3:41.99	350m 4:19.62	400m 4:53.43		
39. Ricardo Soares	(99) Portugal	8	5:21.15	+ 0.77	529				
50m 37.56	100m 1:18.36	150m 1:59.76	200m 2:41.24	250m 3:21.77	300m 4:01.92	350m 4:41.94	400m 5:21.15		
40. Kylian Jacky S Lusiau	(00) Belgium	8	5:21.84	+ 0.62	525				
50m 36.54	100m 1:16.15	150m 1:57.55	200m 2:38.56	250m 3:20.60	300m 4:01.30	350m 4:42.51	400m 5:21.84		
41. Roderick Sewell	(92) USA	8	5:22.76	+ 0.63	521				
50m 36.67	100m 1:16.00	150m 1:55.82	200m 2:36.44	250m 3:17.57	300m 3:59.04	350m 4:40.81	400m 5:22.76		
42. Islam Dokaev	(98) Belgium	8	5:24.80	+ 0.68	511				
50m 35.68	100m 1:14.01	150m 1:53.65	200m 2:34.72	250m 3:16.64	300m 3:59.18	350m 4:42.74	400m 5:24.80		
43. Connor Gioffreda	(99) USA	6	6:01.66	+ 0.61	503				
50m 39.79	100m 1:24.03	150m 2:09.83	200m 2:55.35	250m 3:41.53	300m 4:28.91	350m 5:15.85	400m 6:01.66		
44. Zhi Wei Wong	(02) Singapore	13	4:58.99	+ 0.65	489				
50m 31.33	100m 1:07.17	150m 1:44.86	200m 2:23.73	250m 3:02.62	300m 3:41.76	350m 4:20.89	400m 4:58.99		
45. Kyosuke Oyama	(87) Japan	6	6:08.44	+ 0.84	476				
50m 39.36	100m 1:24.88	150m 2:11.67	200m 2:59.96	250m 3:47.39	300m 4:34.01	350m 5:22.71	400m 6:08.44		
46. Simon Prodanovic	(00) Germany	7	5:59.32	+ 0.71	468				
50m 41.41	100m 1:25.81	150m 2:10.53	200m 2:56.37	250m -	300m -	350m 5:15.12	400m 5:59.32		
47. Roberto Rodriguez	(92) Brazil	6	6:11.53	+ 0.67	464				
50m 43.62	100m 1:29.06	150m 2:15.11	200m 3:02.04	250m 3:49.57	300m 4:37.05	350m 5:24.44	400m 6:11.53		
48. Javier Carcamo Arana	(90) Spain	6	6:27.82	+ 0.93	408				
50m 40.89	100m 1:27.47	150m 2:16.04	200m 3:06.65	250m 3:56.55	300m 4:47.80	350m 5:38.57	400m 6:27.82		
49. Tom Meixelsberger	(01) Germany	9	5:42.80	+ 0.71	387				
50m 35.99	100m 1:19.05	150m 2:03.04	200m 2:47.16	250m 3:31.65	300m 4:16.29	350m 5:00.88	400m 5:42.80		
50. Chetan Giridhar Raut	(93) India	10	5:28.07	+ 0.86	380				
50m 35.37	100m 1:14.89	150m 1:57.03	200m 2:40.18	250m 3:23.99	300m 4:07.18	350m 4:49.84	400m 5:28.07		
51. Joao Campos	(79) Portugal	7	7:14.12	+ 0.80	265				
50m 35.92	100m 1:32.89	150m 2:30.55	200m 3:28.42	250m 4:26.84	300m 5:24.41	350m 6:20.07	400m 7:14.12		
Chayapol Rengkuankwai	(04) Thailand	14	DNC						
Jirachot Chuvong*	(00) Thailand	14	DNC						
Kotaro Ogiwara	(02) Japan	8	DNC						

**Day 4 3 June 2018**

**EVENT 408 Mens MC 400m Freestyle NAT**

**Multi-Disability by British Disability Points**

Place	Name	YoB	Club	Cat	Time	R.T.	BDPoints				
1.	Rhys Davies	(01)	Pembs Cty	14	4:34.96	+ 0.76	784				
	50m 29.90	100m 1:02.92	150m 1:37.65		200m 2:13.80			250m 2:49.31	300m 3:25.12	350m 4:01.28	400m 4:34.96
2.	Cameron Vearncombe	(02)	Newquay	14	4:40.84	+ 0.85	736				
	50m 31.14	100m 1:06.78	150m 1:42.58		200m 2:18.02			250m 2:53.88	300m 3:29.95	350m 4:05.18	400m 4:40.84
3.	Joshua Fairchild	(98)	Co Coventry	14	4:59.02	+ 0.88	610				
	50m 32.63	100m 1:10.69	150m 1:49.77		200m 2:28.83			250m 3:07.54	300m 3:45.90	350m 4:23.42	400m 4:59.02
4.	Dominic Redpath	(02)	Portsmouth N	9	4:59.50	+ 0.88	581				
	50m 32.33	100m 1:08.34	150m 1:46.01		200m 2:24.12			250m 3:02.82	300m 3:41.82	350m 4:21.12	400m 4:59.50
5.	Kieran Williams	(04)	Newquay	10	4:47.24	+ 0.91	566				
	50m 32.09	100m 1:08.50	150m 1:44.92		200m 2:22.43			250m 2:59.07	300m 3:35.37	350m 4:11.93	400m 4:47.24
6.	Leo McCrea	(03)	Bourmth Coll	6	5:49.41	+ 0.62	558				
	50m 37.44	100m 1:20.78	150m 2:05.71		200m 2:51.28			250m 3:36.86	300m 4:22.95	350m 5:06.40	400m 5:49.41
7.	Adam Whyborne	(01)	Billingham	10	4:50.38	+ 0.75	548				
	50m 32.90	100m 1:09.73	150m 1:47.31		200m 2:24.65			250m 3:01.97	300m 3:39.26	350m 4:15.49	400m 4:50.38
8.	George Eldredge	(01)	Brompton	14	5:12.56	+ 0.81	534				
	50m 34.50	100m 1:14.39	150m 1:55.90		200m 2:36.66			250m 3:15.47	300m 3:55.53	350m 4:34.11	400m 5:12.56
9.	Conor Ballard	(02)	Leatherhead	10	4:55.75	+ 0.72	519				
	50m 31.87	100m 1:07.74	150m 1:45.40		200m 2:22.73			250m 3:00.92	300m 3:39.26	350m 4:17.99	400m 4:55.75
10.	Tom Piggott	(00)	Oswestry Ott	10	5:00.78	+ 0.77	493				
	50m 32.33	100m 1:08.80	150m 1:47.07		200m 2:26.81			250m 3:06.06	300m 3:44.97	350m 4:23.88	400m 5:00.78
11.	Matthew Clowes	(99)	Caradon	8	5:29.75	+ 0.76	488				
	50m 36.12	100m 1:16.17	150m 1:57.68		200m 2:40.57			250m 3:23.89	300m 4:06.45	350m 4:48.77	400m 5:29.75
12.	Ryan Potter	(03)	Blackpool Aq	14	5:23.51	+ 0.70	481				
	50m 33.49	100m 1:13.10	150m 1:54.70		200m 2:36.37			250m 3:18.54	300m 4:00.92	350m 4:43.16	400m 5:23.51
13.	Scott Hadley	(98)	Orion	8	5:32.13	+ 0.82	478				
	50m 34.79	100m 1:13.90	150m 1:55.23		200m 2:38.10			250m 3:21.14	300m 4:05.40	350m 4:48.95	400m 5:32.13
14.	Adam Donnachie	(00)	Eastkilbride	8	5:33.64	+ 0.66	471				
	50m 37.11	100m 1:18.37	150m 2:01.05		200m -			250m 3:25.84	300m -	350m 4:52.96	400m 5:33.64
15.	Owen Garsides	(01)	KingstonHull	14	5:26.67	+ 0.92	467				
	50m 33.44	100m 1:13.68	150m 1:56.36		200m 2:39.23			250m 3:21.29	300m 4:04.27	350m 4:47.56	400m 5:26.67
16.	Owen Say	(01)	Bracknell	8	5:35.13	+ 0.77	465				
	50m 34.33	100m 1:14.20	150m 1:57.62		200m 2:40.65			250m 3:24.36	300m 4:08.65	350m 4:52.84	400m 5:35.13
17.	Joseph Greaves	(03)	Littleh'pton	14	5:28.12	+ 0.72	461				
	50m 33.58	100m 1:13.90	150m 1:56.95		200m 2:40.15			250m 3:23.87	300m 4:05.60	350m 4:49.07	400m 5:28.12
18.	Charlie Coulam	(03)	Bridlington	10	5:08.73	+ 0.78	456				
	50m 33.66	100m 1:11.65	150m -		200m -			250m -	300m -	350m -	400m 5:08.73
19.	Reilly Shanahan	(00)	Shrewsbury	9	5:28.35	+ 0.80	441				
	50m 35.40	100m 1:15.00	150m 1:56.67		200m 2:39.22			250m 3:22.36	300m 4:05.20	350m 4:47.28	400m 5:28.35
20.	Peter Harper	(98)	Marlborough	14	5:36.84	+ 0.77	426				
	50m 34.81	100m 1:16.12	150m 1:59.58		200m -			250m 3:29.19	300m 4:13.53	350m 4:56.62	400m 5:36.84
21.	Luke Batty	(05)	Bolton Metro	9	5:33.97	+ 0.68	419				
	50m 36.11	100m 1:17.78	150m 2:00.51		200m 2:43.14			250m 3:25.37	300m 4:08.69	350m 4:52.34	400m 5:33.97
22.	Benjamin Pope	(04)	Havant & Wat	8	5:49.74	+ 0.79	409				
	50m 36.78	100m 1:20.18	150m 2:05.36		200m 2:51.32			250m 3:36.56	300m 4:22.51	350m 5:07.45	400m 5:49.74
23.	Leo Johnson	(93)	Out To Swim	8	5:51.29	+ 0.94	404				
	50m 39.35	100m 1:21.88	150m 2:05.56		200m 2:50.24			250m 3:35.37	300m 4:20.87	350m 5:06.75	400m 5:51.29
24.	Steven McCormick	(01)	Fins	9	5:40.21	+ 0.96	396				
	50m 37.51	100m 1:19.66	150m 2:02.49		200m 2:45.65			250m 3:29.31	300m 4:13.85	350m 4:57.44	400m 5:40.21
25.	Rhys Gill	(02)	Ythan	9	5:45.32	+ 0.99	379				
	50m 37.00	100m 1:20.31	150m 2:04.85		200m 2:50.33			250m 3:35.47	300m 4:20.98	350m 5:03.82	400m 5:45.32
26.	Maximilian Tulloch	(05)	Chalfont	9	5:49.54	+ 0.68	365				
	50m 37.63	100m 1:22.81	150m 2:08.06		200m 2:53.27			250m 3:37.35	300m 4:21.26	350m 5:06.75	400m 5:49.54
27.	Liam Hardy	(03)	Co Manch Aq	14	5:58.78	+ 0.99	353				
	50m 38.28	100m 1:22.90	150m 2:08.63		200m 2:54.56			250m 3:40.58	300m 4:26.94	350m 5:13.02	400m 5:58.78
28.	Balthazar Bradshaw	(06)	Chelsea&West	10	5:37.36	+ 0.80	349				
	50m 38.84	100m 1:21.38	150m 2:06.17		200m 2:50.69			250m 3:33.08	300m 4:15.02	350m 4:57.21	400m 5:37.36
29.	Ethan Naisbitt	(03)	Pioneer 79	9	5:56.87	+ 0.99	343				
	50m 40.02	100m 1:25.36	150m 2:11.40		200m 2:57.17			250m 3:43.74	300m 4:30.14	350m 5:15.19	400m 5:56.87
30.	Robin Surgeoner	(63)	Orion	6	6:59.28	+ 0.75	323				
	50m 46.40	100m 1:37.08	150m 2:30.15		200m 3:23.45			250m 4:18.78	300m 5:12.47	350m 6:07.07	400m 6:59.28
31.	Jacob Chambers	(03)	Co Manch Aq	8	6:34.10	+ 0.77	286				
	50m -	100m -	150m 2:21.61		200m 3:13.30			250m 4:04.12	300m 4:55.05	350m 5:47.13	400m 6:34.10
32.	Nathaniel Costigan	(00)	Satellite	12	6:26.04	+ 0.75	258				
	50m 36.66	100m 1:19.93	150m 2:08.05		200m 2:57.99			250m 3:49.62	300m 4:41.80	350m 5:34.09	400m 6:26.04
32.	Alexander Hobbs	(05)	Mt Kelly	7	7:18.32	+ 0.73	258				
	50m 47.22	100m 1:44.36	150m 2:42.10		200m 3:38.34			250m 4:33.81	300m 5:29.66	350m 6:25.37	400m 7:18.32
34.	Sebastian Williams	(04)	Barnet Copt	6	7:35.16	+ 0.71	252				
	50m 50.43	100m 1:49.30	150m 2:49.60		200m 3:48.89			250m 4:47.19	300m 5:44.29	350m 6:42.12	400m 7:35.16
	Lachlan Macbeth	(93)	Inverness	14	DNC						
	Connor Boyfield	(98)	Boston	9	DNC						
	James Brown	(02)	Bilston	9	DNC						
	Adam Roebuck	(00)	Caradon	14	DNC						
	Angus Leckonby	(02)	Scarborough	14	DNC						





**Day 4 3 June 2018 Finals**

**EVENT 453 Mens MC 200m Freestyle PWS**

**Multi-Disability by British Disability Points**

Place	Name	YoB	Club	Cat	Time	R.T.	BDPoints	50	100	150
1.	Thomas Hamer	(98)	Gr Britain	14	1:56.99	+0.68	979	28.24	57.84	1:27.41
2.	Wai Lok Tang	(97)	Hong Kong	14	1:58.22	+0.81	949	27.99	58.41	1:27.90
3.	Jordan Catchpole	(99)	Gr Britain	14	2:00.08	+0.62	905	27.88	58.97	1:29.75
4.	Keichi Nakajima	(98)	Japan	14	2:00.40	+0.60	898	27.48	58.31	1:29.37
5.	Takayuki Suzuki	(87)	Japan	4	3:02.47	+0.78	894	40.31	-	-
6.	Satoru Miyazaki	(92)	Japan	14	2:01.96	+0.85	864	28.56	59.24	1:30.73
7.	Robert Isak Jonsson	(01)	Iceland	14	2:03.01	+0.62	842	28.25	59.76	1:31.57
8.	Dai Tokairin	(99)	Japan	14	2:03.85	+0.78	825	28.17	59.01	1:31.97
9.	Liam Spence	(00)	Gr Britain	14	2:04.48	+0.81	813	28.94	1:00.40	1:32.66
10.	Tyler Ioannou	(98)	Gr Britain	14	2:04.70	+0.68	808	29.42	1:01.25	1:33.90
11.	Hon Yin Wong	(01)	Hong Kong	14	2:05.28	+0.78	797	29.82	1:01.57	1:34.40
11.	Wa Kit Choi	(98)	Hong Kong	14	2:05.29	+0.71	797	29.69	1:01.29	1:33.70
13.	Ka Chun Hui	(01)	Hong Kong	14	2:05.85	+0.78	786	29.61	1:01.82	1:34.60
14.	Yasuhiro Tanaka	(89)	Japan	14	2:06.00	+0.72	783	29.53	1:00.53	1:32.82
15.	Michael Schoenmaker	(83)	Netherlands	4	3:13.46	+0.74	750	43.23	1:31.67	2:22.21
16.	Conner Morrison	(97)	Gr Britain	14	2:08.31	+0.60	742	29.12	1:01.79	1:34.92
17.	Jack Milne	(01)	Gr Britain	14	2:08.44	+0.74	740	27.99	1:00.90	1:34.98
18.	Alex Rosser	(96)	Gr Britain	14	2:08.79	+0.85	734	28.58	1:00.49	1:34.59
19.	Long Tin Chan	(01)	Hong Kong	14	2:10.04	+0.73	713	29.83	1:02.76	1:37.14
20.	Alberto Abarza									




**Day 4 3 June 2018 Finals**

**EVENT 454 FINAL OF EVENT 404 Mens MC 200m Freestyle NAT**

**Multi-Disability by British Disability Points**

Place	Name	YoB	Club	Cat	Time	R.T.	BDPoints	50	100	150
1.	Dylan Broom	(02)	Torfaen D	14	2:00.43	+ 0.74	897	27.80	58.41	1:29.43
2.	Rhys Davies	(01)	Pembs Cty	14	2:05.20	+ 0.75	799	27.63	58.29	1:31.53
3.	Louis Lawlor	(02)	Co Glasgow	14	2:07.88	+ 0.65	749	28.50	1:00.41	1:34.29
4.	George Kelman-Johns	(01)	Clayesmore	14	2:11.56	+ 0.76	688	28.82	1:01.80	1:37.04
5.	James Edwards	(99)	Calne Alpha	14	2:13.00	+ 0.82	666	30.50	1:04.78	1:40.02
6.	Cameron Vearncombe	(02)	Newquay	14	2:13.07	+ 0.82	665	30.24	1:04.87	1:39.86
7.	Gavin Roberts	(99)	Co Glasgow	14	2:13.82	+ 0.73	654	29.67	1:03.36	1:38.71
8.	Joshua Fairchild	(98)	Co Coventry	14	2:21.16	+ 0.86	557	32.76	1:09.39	1:46.26
9.	Evan Holt	(03)	Cockermouth	14	2:21.25	+ 0.70	556	32.62	1:08.44	1:45.44
10.	Christopher Currie	(94)	Co Oxford	14	2:23.88	+ 0.73	526	33.33	1:10.15	1:47.19



**Day 4 3 June 2018 Finals**

**EVENT 455 Womens MC 400m Freestyle PWS**

**Multi-Disability by British Disability Points**

Place	Name	YoB	Club	Cat	Time	R.T.	BDPoints				
1.	Aurelie Rivard	(96)	Canada	10	4:33.68	+ 0.71	959				
	50m 31.72	100m 1:05.92	150m 1:40.57		200m 2:15.75	250m 2:50.60	300m 3:25.58	350m 3:59.97	400m 4:33.68		
1.	Naomi Maike Schnittger	(94)	Germany	12	4:41.01	+ 0.75	959				
	50m 32.13	100m 1:06.98	150m 1:42.33		200m 2:18.20	250m 2:53.97	300m 3:30.12	350m 4:05.62	400m 4:41.01		
3.	Liesette Bruinsma	(00)	Netherlands	11	5:17.10	+ 0.74	941				
	50m 34.13	100m 1:12.92	150m 1:53.14		200m 2:33.45	250m 3:14.12	300m 3:55.21	350m 4:37.46	400m 5:17.10		
4.	Eleanor Simmonds	(94)	Gr Britain	6	5:27.82	+ 0.68	884				
	50m 37.73	100m 1:17.86	150m 1:58.96		200m -	250m 3:22.41	300m 4:04.26	350m 4:46.36	400m 5:27.82		
5.	Bianka Pap	(00)	Hungary	10	4:41.53	+ 0.76	881				
	50m 32.12	100m 1:06.79	150m 1:42.53		200m 2:18.47	250m 2:54.11	300m 3:30.30	350m 4:06.54	400m 4:41.53		
6.	Elodie Lorandi*	(89)	France	10	4:44.32	+ 0.65	856				
	50m 31.86	100m 1:06.84	150m 1:42.49		200m 2:18.77	250m 2:54.64	300m 3:31.62	350m 4:08.29	400m 4:44.32		
7.	Maisie Summers-Newton	(02)	Gr Britain	6	5:32.47	+ 0.64	847				
	50m 37.86	100m 1:18.95	150m 2:00.96		200m 2:43.18	250m 3:25.52	300m 4:08.07	350m 4:50.88	400m 5:32.47		
8.	Zara Mullooly	(02)	Gr Britain	10	4:47.09	+ 0.81	831				
	50m 32.02	100m 1:07.04	150m 1:42.79		200m 2:19.42	250m 2:55.87	300m 3:33.30	350m 4:10.66	400m 4:47.09		
9.	Lisa Kruger	(00)	Netherlands	10	4:49.33	+ 0.89	812				
	50m 32.11	100m 1:07.42	150m 1:43.78		200m 2:21.00	250m 2:58.33	300m 3:36.17	350m 4:14.11	400m 4:49.33		
10.	Grace Harvey*	(98)	Gr Britain	6	5:37.65	+ 0.83	809				
	50m 38.02	100m 1:20.25	150m 2:02.96		200m 2:46.05	250m 3:29.24	300m 4:13.65	350m 4:56.64	400m 5:37.65		
11.	Rosie Bancroft	(95)	Gr Britain	10	4:53.18	+ 0.88	780				
	50m 34.12	100m 1:10.19	150m 1:46.98		200m 2:23.91	250m 3:01.21	300m 3:38.75	350m 4:16.24	400m 4:53.18		
12.	Mikaela Jenkins	(03)	USA	10	4:55.21	+ 0.77	764				
	50m 34.33	100m 1:11.64	150m 1:48.98		200m 2:26.22	250m 3:03.43	300m 3:40.83	350m 4:18.12	400m 4:55.21		
13.	Toni Shaw	(03)	Gr Britain	9	4:49.23	+ 0.84	758				
	50m 33.10	100m 1:08.28	150m 1:44.29		200m 2:20.88	250m 2:57.93	300m 3:35.19	350m 4:12.75	400m 4:49.23		
14.	Chikako Ono	(94)	Japan	11	5:48.91	+ 0.78	706				
	50m 37.31	100m -	150m 2:05.64		200m -	250m 3:38.30	300m 4:23.49	350m 5:06.92	400m 5:48.91		
15.	Airi Ike	(98)	Japan	10	5:03.59	+ 0.70	703				
	50m 32.60	100m 1:08.44	150m 1:46.44		200m 2:25.75	250m 3:05.72	300m 3:45.51	350m 4:25.17	400m 5:03.59		
16.	Manon Vermarien	(97)	Netherlands	9	4:56.92	+ 0.73	701				
	50m 34.14	100m 1:10.59	150m 1:47.82		200m 2:25.75	250m 3:03.59	300m 3:41.55	350m 4:19.39	400m 4:56.92		
17.	Ayano Tsujiuchi	(96)	Japan	13	4:52.71	+ 0.66	697				
	50m 32.32	100m 1:07.65	150m 1:44.09		200m 2:21.33	250m 2:59.23	300m 3:37.68	350m 4:15.87	400m 4:52.71		
18.	C Jeronimo De Araujo	(98)	Brazil	8	5:16.85	+ 0.64	692				
	50m 34.92	100m 1:14.50	150m 1:55.34		200m 2:35.78	250m 3:16.12	300m 3:56.97	350m 4:37.50	400m 5:16.85		



**Day 4 3 June 2018 Finals**

**EVENT 456 FINAL OF EVENT 406 Womens MC 400m Freestyle NAT**

**Multi-Disability by British Disability Points**

Place	Name	YoB	Club	Cat	Time	R.T.	BDPoints				
1.	Harriet Dickinson 50m 34.83	(97)	Gloucester	10	5:16.20	+ 0.93	622				
		100m 1:12.49	150m 1:52.29		200m 2:32.81			300m 3:54.57	350m 4:36.16	400m 5:16.20	
2.	Charlotte Hyde 50m 41.10	(02)	Camden Swiss	7	6:01.30	+ 0.83	566				
		100m 1:25.94	150m 2:11.70		200m -			300m 4:30.43	350m 5:16.02	400m 6:01.30	
3.	Drew Stables 50m 35.99	(02)	Cockermouth	10	5:28.86	+ 0.87	553				
		100m 1:15.88	150m 1:57.56		200m 2:40.29			300m 4:05.03	350m 4:47.96	400m 5:28.86	
4.	Ella Cooper-Holmes 50m 40.53	(00)	Cockermouth	7	6:12.25	+ 0.68	518				
		100m 1:25.45	150m 2:13.00		200m 3:00.26			300m 4:36.35	350m 5:24.72	400m 6:12.25	
5.	Georgia Howell 50m 46.38	(02)	Littleh'pton	6	6:46.38	+ 0.78	464				
		100m 1:36.47	150m 2:28.07		200m 3:21.02			300m 5:06.13	350m 5:58.56	400m 6:46.38	
6.	Eleanor Bamber 50m 38.40	(96)	Man & NW Dis	10	5:50.99	+ 0.93	455				
		100m 1:21.26	150m 2:05.94		200m 2:50.98		250m -	300m 4:21.97	350m 5:07.54	400m 5:50.99	
7.	Seren Leconte 50m 37.33	(04)	RCT Squad	9	5:47.47	+ 0.74	437				
		100m 1:20.06	150m 2:04.64		200m 2:49.42			300m 4:20.01	350m 5:04.25	400m 5:47.47	
8.	Porsha Jones 50m 37.93	(02)	Shrewsbury	10	6:04.79	+ 0.79	405				
		100m 1:21.49	150m 2:08.90		200m 2:56.13			300m 4:32.31	350m 5:20.29	400m 6:04.79	
9.	Rachael Partington 50m 40.47	(05)	Co Manch Aq	10	6:11.64	+ 0.94	383				
		100m 1:27.65	150m 2:16.27		200m 3:04.64			300m 4:39.49	350m 5:27.46	400m 6:11.64	
	Maya Brisco	(00)	Staines	9	DNC						

**Day 4 3 June 2018 Finals**

**EVENT 457 Mens MC 400m Freestyle PWS**

**Multi-Disability by British Disability Points**

Place	Name	YoB	Club	Cat	Time	R.T.	BDPoints				
1.	Facundo Jose Arregui		(97) Argentina	7	4:52.62	+ 0.71	868				
	50m 33.98	100m 1:10.17	150m 1:47.51		200m 2:24.17	250m 3:00.99	300m 3:38.17	350m 4:15.61	400m 4:52.62		
2.	Uchu Tomita		(89) Japan	11	4:34.59	+ 0.70	857				
	50m 30.56	100m 1:04.76	150m 1:39.52		200m 2:14.61	250m 2:49.40	300m 3:25.38	350m 4:00.61	400m 4:34.59		
3.	Bas Takken		(99) Netherlands	10	4:10.49	+ 0.75	854				
	50m 27.87	100m 59.19	150m 1:31.75		200m 2:04.79	250m 2:36.84	300m 3:09.58	350m 3:40.65	400m 4:10.49		
4.	Lewis White		(00) Gr Britain	9	4:24.00GB	+ 0.68	848				
	50m 29.64	100m 1:02.44	150m 1:35.69		200m 2:09.38	250m 2:43.22	300m 3:17.10	350m 3:50.99	400m 4:24.00		
5.	Alex Portal		(02) France	13	4:10.79	+ 0.70	828				
	50m 28.99	100m 1:00.41	150m 1:32.41		200m 2:04.27	250m 2:36.07	300m 3:08.42	350m 3:40.77	400m 4:10.79		
6.	Andreas Bjornstad		(97) Norway	7	4:58.03	+ 0.77	821				
	50m 34.63	100m 1:11.92	150m 1:49.17		200m 2:26.90	250m 3:04.62	300m 3:42.40	350m 4:20.68	400m 4:58.03		
6.	David Grachat		(87) Portugal	9	4:26.89	+ 0.78	821				
	50m 30.42	100m 1:03.24	150m 1:36.88		200m 2:11.02	250m 2:45.49	300m 3:20.35	350m 3:53.66	400m 4:26.89		
8.	Oliver Hynd		(94) Gr Britain	9	4:27.16	+ 0.84	818				
	50m 30.19	100m 1:02.34	150m 1:35.30		200m 2:09.09	250m 2:43.58	300m 3:18.32	350m 3:52.88	400m 4:27.16		
9.	Jonathan Booth*		(98) Gr Britain	9	4:27.44	+ 0.74	816				
	50m 29.00	100m 1:02.76	150m 1:37.08		200m 2:11.26	250m 2:45.76	300m 3:20.43	350m 3:54.63	400m 4:27.44		
10.	Barry McClements		(01) Ireland	9	4:29.38	+ 0.83	798				
	50m 30.52	100m 1:03.75	150m 1:37.47		200m 2:11.18	250m 2:45.89	300m 3:20.85	350m 3:55.81	400m 4:29.38		
11.	Inaki Basloff		(01) Argentina	8	4:47.80	+ 0.81	735				
	50m 33.39	100m 1:09.33	150m 1:45.71		200m 2:22.10	250m 2:58.54	300m 3:35.18	350m 4:11.97	400m 4:47.80		
11.	Ruan Lima De Souza		(92) Brazil	10	4:23.39	+ 0.66	735				
	50m 29.00	100m 1:01.13	150m 1:34.03		200m 2:07.88	250m 2:41.46	300m 3:15.90	350m 3:49.69	400m 4:23.39		
13.	Thijs Van Den End		(93) Netherlands	9	4:37.43	+ 0.87	731				
	50m 31.06	100m 1:05.09	150m 1:40.43		200m 2:15.86	250m 2:51.22	300m 3:26.58	350m 4:02.11	400m 4:37.43		
14.	Tobias Pollap		(86) Germany	7	5:10.22	+ 0.80	728				
	50m 33.84	100m 1:12.21	150m 1:52.16		200m 2:32.03	250m 3:12.08	300m 3:52.01	350m 4:32.03	400m 5:10.22		
15.	Ruiter Silva		(92) Brazil	9	4:39.13	+ 0.77	717				
	50m 31.81	100m 1:07.21	150m 1:42.62		200m 2:18.18	250m 2:53.56	300m 3:28.93	350m 4:04.19	400m 4:39.13		
16.	Florent Marais		(00) France	10	4:25.80	+ 0.68	715				
	50m 29.35	100m 1:02.12	150m 1:35.73		200m 2:09.65	250m 2:43.75	300m 3:18.44	350m 3:52.78	400m 4:25.80		
17.	Rogier Dorsman		(99) Netherlands	12	4:35.56	+ 0.69	711				
	50m 30.23	100m 1:04.74	150m 1:40.20		200m 2:15.53	250m 2:50.59	300m 3:26.02	350m 4:01.55	400m 4:35.56		
18.	Thijs Van Hofweegen		(96) Netherlands	6	5:22.51	+ 0.88	710				
	50m 33.50	100m 1:12.42	150m 1:55.32		200m 2:37.28	250m 3:19.59	300m 4:00.99	350m 4:43.54	400m 5:22.51		
19.	Zach Zona		(98) Canada	8	4:51.93	+ 0.75	704				
	50m 32.81	100m 1:08.40	150m 1:45.45		200m 2:22.52	250m 2:59.52	300m 3:36.88	350m 4:14.48	400m 4:51.93		
20.	Justin Kaps		(01) Germany	10	4:27.36	+ 0.75	702				
	50m 30.62	100m 1:04.63	150m 1:38.72		200m 2:13.07	250m 2:47.32	300m 3:21.86	350m 3:56.27	400m 4:27.36		
21.	Oliver Carter		(00) Gr Britain	10	4:29.15	+ 0.61	688				
	50m 30.04	100m 1:03.24	150m 1:37.05		200m 2:11.22	250m 2:45.58	300m 3:20.53	350m 3:55.33	400m 4:29.15		
22.	Genki Saito		(98) Japan	13	4:27.25	+ 0.72	684				
	50m 29.76	100m 1:03.01	150m 1:37.33		200m 2:11.40	250m 2:45.47	300m 3:20.28	350m 3:54.59	400m 4:27.25		
23.	David Gelfand		(98) USA	9	4:43.95	+ 0.64	681				
	50m 31.96	100m 1:07.39	150m 1:43.58		200m 2:19.78	250m -	300m 3:32.43	350m 4:08.63	400m 4:43.95		
24.	Enzo Verpiot		(01) France	7	5:17.63	+ 0.85	678				
	50m 36.56	100m 1:15.44	150m 1:55.15		200m 2:35.49	250m 3:15.99	300m 3:56.67	350m 4:37.42	400m 5:17.63		
25.	Malte Braunschweig		(00) Germany	9	4:46.89	+ 0.67	661				
	50m 32.28	100m 1:08.25	150m 1:43.95		200m 2:20.70	250m 2:57.06	300m 3:33.73	350m 4:10.58	400m 4:46.89		
26.	Felix-Ulli Fichtelmann		(01) Germany	9	4:47.24	+ 0.73	658				
	50m 31.71	100m 1:06.86	150m 1:43.52		200m 2:20.44	250m 2:57.90	300m 3:34.99	350m 4:11.86	400m 4:47.24		
27.	Jonathan McGrath		(93) Ireland	8	4:58.80	+ 0.98	656				
	50m 34.59	100m 1:11.79	150m 1:49.74		200m 2:27.05	250m 3:04.87	300m 3:43.04	350m 4:21.89	400m 4:58.80		
28.	Daniel Videira		(92) Portugal	6	5:35.89	+ 0.84	628				
	50m 38.42	100m 1:21.85	150m 2:05.39		200m 2:49.25	250m 3:31.63	300m 4:13.80	350m 4:55.11	400m 5:35.89		
29.	Patrick Flanagan		(97) Ireland	6	5:42.94	+ 0.81	590				
	50m 41.25	100m 1:23.88	150m 2:06.60		200m 2:50.41	250m 3:33.89	300m 4:17.61	350m 5:00.71	400m 5:42.94		
	Jonathan Fox*		(91) Gr Britain	8	DNC						



**Day 4 3 June 2018 Finals**

**EVENT 458 FINAL OF EVENT 408 Mens MC 400m Freestyle NAT**

**Multi-Disability by British Disability Points**

Place	Name	YoB	Club	Cat	Time	R.T.	BDPoints				
1.	Dominic Redpath	(02)	Portsmouth N	9	4:59.81	+ 0.88	579				
	50m 32.36	100m 1:08.28	150m 1:46.41		200m 2:25.29			250m 3:04.19	300m 3:42.84	350m 4:22.06	400m 4:59.81
2.	Kieran Williams	(04)	Newquay	10	4:46.80	+ 0.92	569				
	50m 31.14	100m 1:07.38	150m 1:43.84		200m 2:21.28			250m 2:57.70	300m 3:34.82	350m 4:11.01	400m 4:46.80
3.	Conor Ballard	(02)	Leatherhead	10	4:53.87	+ 0.78	529				
	50m 32.78	100m 1:08.87	150m 1:46.39		200m 2:24.39			250m 3:02.13	300m 3:40.59	350m 4:17.73	400m 4:53.87
4.	Leo McCrea	(03)	Bourmth Coll	6	5:56.63	+ 0.69	525				
	50m 38.63	100m 1:22.62	150m 2:07.87		200m 2:54.42			250m 3:39.53	300m 4:26.67	350m 5:12.35	400m 5:56.63
5.	Tom Piggott	(00)	Oswestry Ott	10	4:54.73	+ 0.73	524				
	50m 32.37	100m 1:09.20	150m 1:46.76		200m 2:24.33			250m 3:02.37	300m 3:41.05	350m 4:19.05	400m 4:54.73
6.	Adam Donnachie	(00)	Eastkilbride	8	5:26.04	+ 0.70	505				
	50m 36.91	100m 1:18.15	150m -		200m 2:42.43			250m 3:23.49	300m 4:05.25	350m 4:46.35	400m 5:26.04
7.	Scott Hadley	(98)	Orion	8	5:27.54	+ 0.84	498				
	50m 35.49	100m 1:14.39	150m 1:55.30		200m 2:37.01			250m 3:19.29	300m 4:02.27	350m 4:45.20	400m 5:27.54
8.	Matthew Clowes	(99)	Caradon	8	5:33.58	+ 0.77	472				
	50m 36.89	100m 1:17.34	150m 1:59.86		200m 2:42.58			250m 3:24.67	300m 4:07.19	350m 4:50.36	400m 5:33.58
	Owen Say	(01)	Bracknell	8	DNC						



**Day 4 3 June 2018 Finals**

**EVENT 459 Womens MC 50m Backstroke PWS**

**Multi-Disability by British Disability Points**

Place	Name	YoB	Club	Cat	Time		R.T.BDPoints
1.	Edenia Garcia	(87)	Brazil	3	56.11	+ 0.73	645
2.	Tully Kearney	(97)	Gr Britain	5	46.87GBR	+ 0.92	562
3.	Mayumi Narita	(70)	Japan	5	48.50	+ 0.78	507
4.	Susana Ribeiro	(67)	Brazil	4	1:02.14	+ 0.69	419
5.	Gina Boettcher	(01)	Germany	4	1:02.46	+ 0.77	412
6.	Peggy Sonntag	(99)	Germany	5	53.14	+ 0.88	385
7.	Laura Castillo Hernand	(98)	Spain	4	1:36.13	+ 0.84	113



**Day 4 3 June 2018 Finals**

**EVENT 460 FINAL OF EVENT 410 Womens MC 50m Backstroke NAT**

**Multi-Disability by British Disability Points**

Place	Name	YoB	Club	Cat	Time		R.T.BDPoints
1.	Suzanne Warren	(79)	Co Norwich	4	59.86	+ 0.92	469
2.	Sarah Whitchurch	(86)	Guernsey	5	58.25	+ 0.78	292
3.	Sophie Woodward	(04)	Kimberley	3	1:14.75	+ 0.88	272



Funding Partner



Official Partner



Official Timekeeper



Suppliers



Endorsed Product



Host City and Venue

Marketing Sheffield







**Day 4 3 June 2018 Finals**

**EVENT 461 Mens MC 50m Backstroke PWS**

**Multi-Disability by British Disability Points**

Place	Name	YoB	Club	Cat	Time	R.T	.BDPoints
1.	Daniel Dias	(88)	Brazil	5	35.98	+ 0.92	916
2.	Andrew Mullen	(96)	Gr Britain	5	37.01	+ 0.78	842
3.	Zsolt Vereczkei*	(77)	Hungary	5	41.31	+ 0.73	605
4.	Alberto Abarza	(84)	Chile	2	57.39	+ 0.84	555
5.	Matz Topkin	(98)	Estonia	5	46.37	+ 0.88	428
6.	Anderson Anak Jamba*	(87)	Malaysia	5	52.46	+ 0.69	295
7.	Manuel Martinez Martin	(97)	Spain	4	1:07.40	+ 0.70	235
8.	Joao Pinho	(92)	Portugal	5	58.33	+ 0.77	215